

# PARTS MANUAL

## 00. MAINTENANCE FILTERS KIT



FIGURE	REFERENCE	DENOMINATION	AMOUNT
001	KF.09200RE00	150RM FILTERS KIT	1
001.1	86.90000.01	AIR FILTER	1
001.2	86.90000.02	OIL FILTER	1
001.3	86.90000.03	FILTER FUEL	1

## 00. MAINTENANCE FILTERS KIT



FIGURE	REFERENCE	DENOMINATION	AMOUNT
001	KF.09200RE00	150RM FILTERS KIT	1
001.1	MN000004	AIR FILTER	1
001.2	MN000020	OIL FILTER	1
001.3	MN000021	FILTER FUEL	1
002	KF.93402RE00	175 RMS x2/x4 (DITER) FILTERS KIT	1
002.1	MN000008	COMPLETE FUEL FILTER	1
002.2	MN000044	AIR FILTER ELEMENT	1
002.3	MN000018	OIL FILTER (DITER ARRANQUE ELÉCTRICO)	1
002A	KM.09200RE00	MAINTENANCE SET 1000H D108/150RM/G/A HATZ	1
002B	KM.09201RE00	MAINTENANCE SET 1000H D108/150RM/G/A KUBOTA	1
003	KF.93403RE00	SENIOR KUBOTA DUMPERS FILTERS KIT	1
003.1	86.00100.00	OIL FILTER	1
003.2	DN000002	FUEL FILTER CARTRIDGE (400h)	1
003.3	MN000044	AIR FILTER ELEMENT	1
004	09.00630.61	OIL FILTER ASP. 25 L/MIN	1

## 02. ENGINE DEUTZ - DITER MOTOR




FIGURE	REFERENCE	DENOMINATION	AMOUNT
001	01.00101.06	DIESEL ENGINE ELECTRIC START LKS DITER 9KW	1

## 02. ENGINE DEUTZ - DITER

### FUEL FILTER

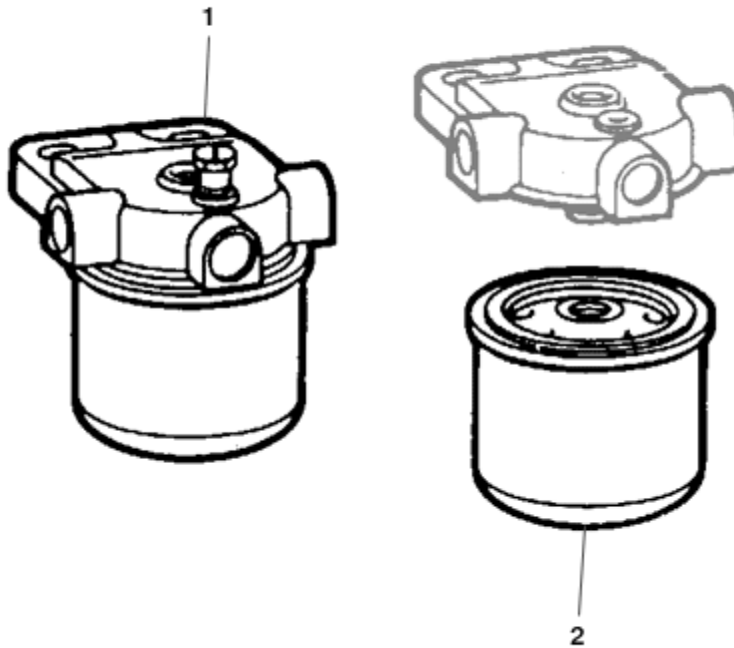


FIGURE	REFERENCE	DENOMINATION	AMOUNT
001	MN000008	COMPLETE FUEL FILTER	1
002	80.06062.01	FILTER ELEMENT	1

## 02. ENGINE DEUTZ - DITER OIL TANK

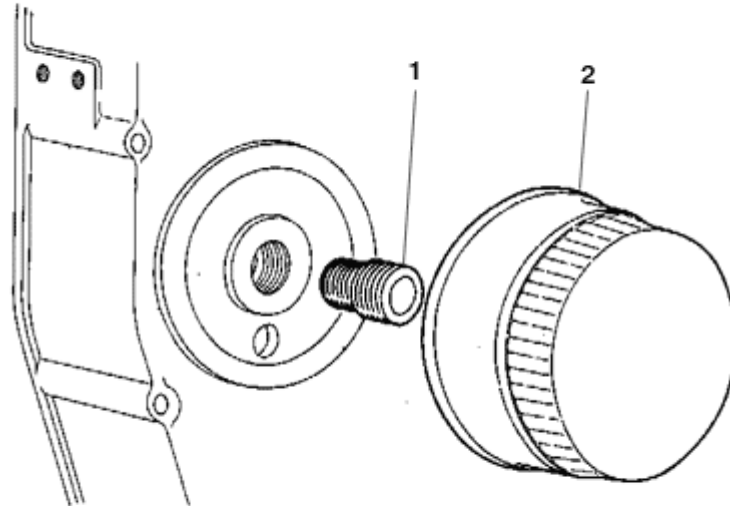


FIGURE	REFERENCE	DENOMINATION	AMOUNT
001	81.00053.01	BOLT	1
002	MN000018	OIL FILTER (DITER ARRANQUE ELÉCTRICO)	1

## 02. ENGINE DEUTZ - DITER STARTER

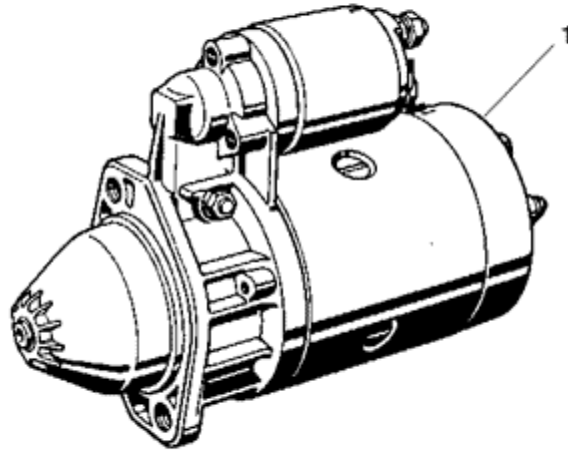


FIGURE	REFERENCE	DENOMINATION	AMOUNT
001	16.01415.00	STARTER ENGINE	1

## 02. ENGINE DEUTZ - DITER PUMP COUPLING

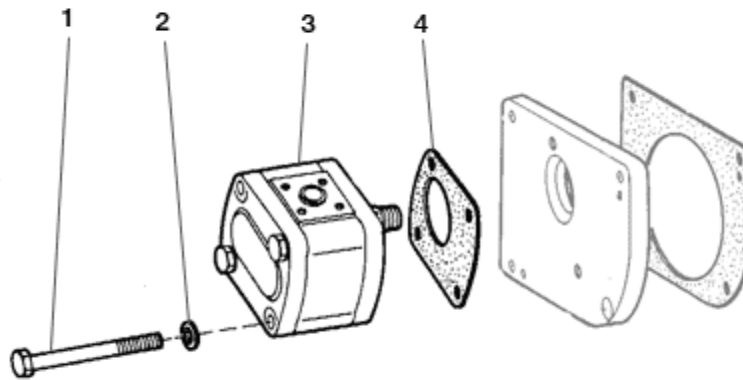


FIGURE	REFERENCE	DENOMINATION	AMOUNT
001	604.10100.86	SCREW DIN931	2
002	104.10000.00	WASHER DIN7980 D10	2
003	16.00110.01	HYDR. PUMP	1
004	52.01352.00	PAPER GASKET	1



## 02. ENGINE DEUTZ - DITER ALTERNATOR

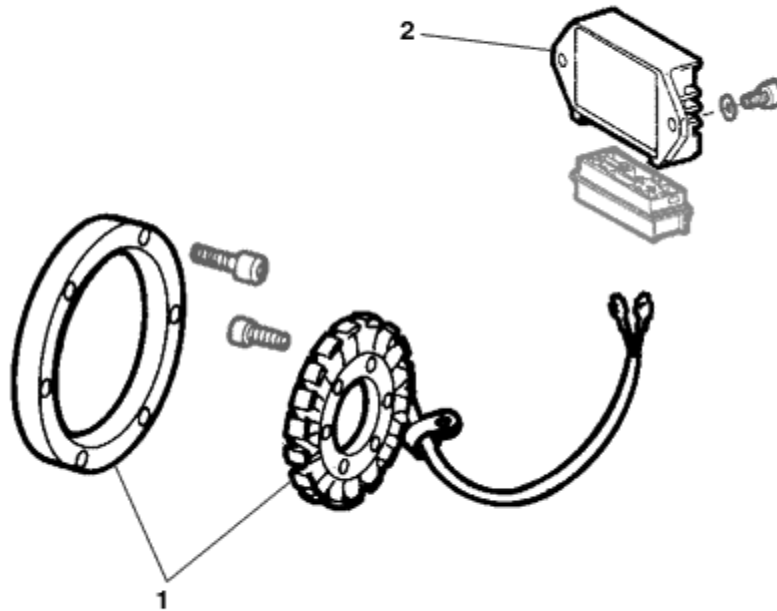


FIGURE	REFERENCE	DENOMINATION	AMOUNT
001	15.00101.13	GENERATOR	1
002	85.11800.09	VOLTAGR REGULATOR	1

## 02. ENGINE DEUTZ - DITER EXHAUST PIPE

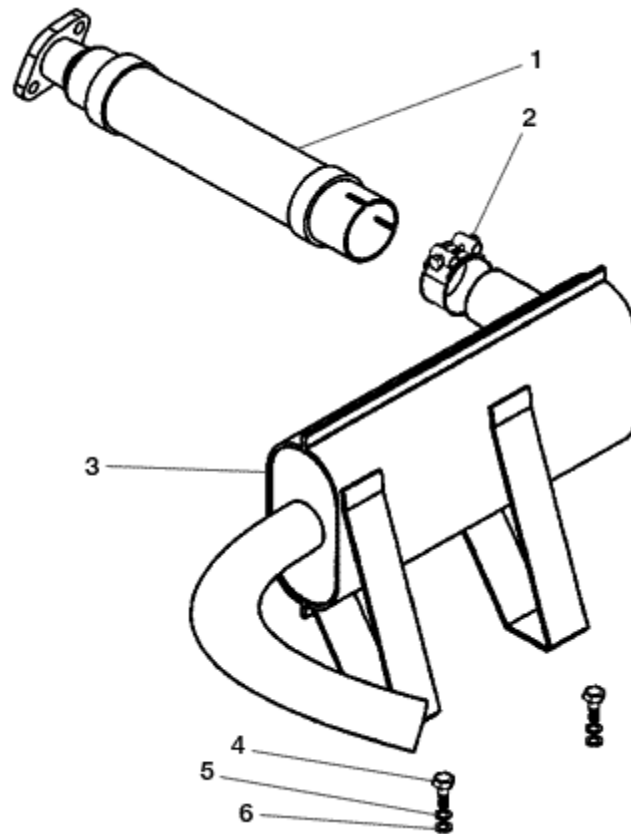



FIGURE	REFERENCE	DENOMINATION	AMOUNT
001	01.13310.02	TUBE MET.	1
002	935.47051.66	CLAMP	1
003	40.02001.00	MUFFLER	1
004	603.08020.86	SCREW DIN933 M8x20	2
005	101.08000.66	WASHER DIN125 D8	2
006	104.08000.00	WASHER DIN7980 D8	2

## 02. ENGINE MOTOR

01

MOTOR DIESEL 9KW LKS DITER /  
DIESEL ENGINE



02

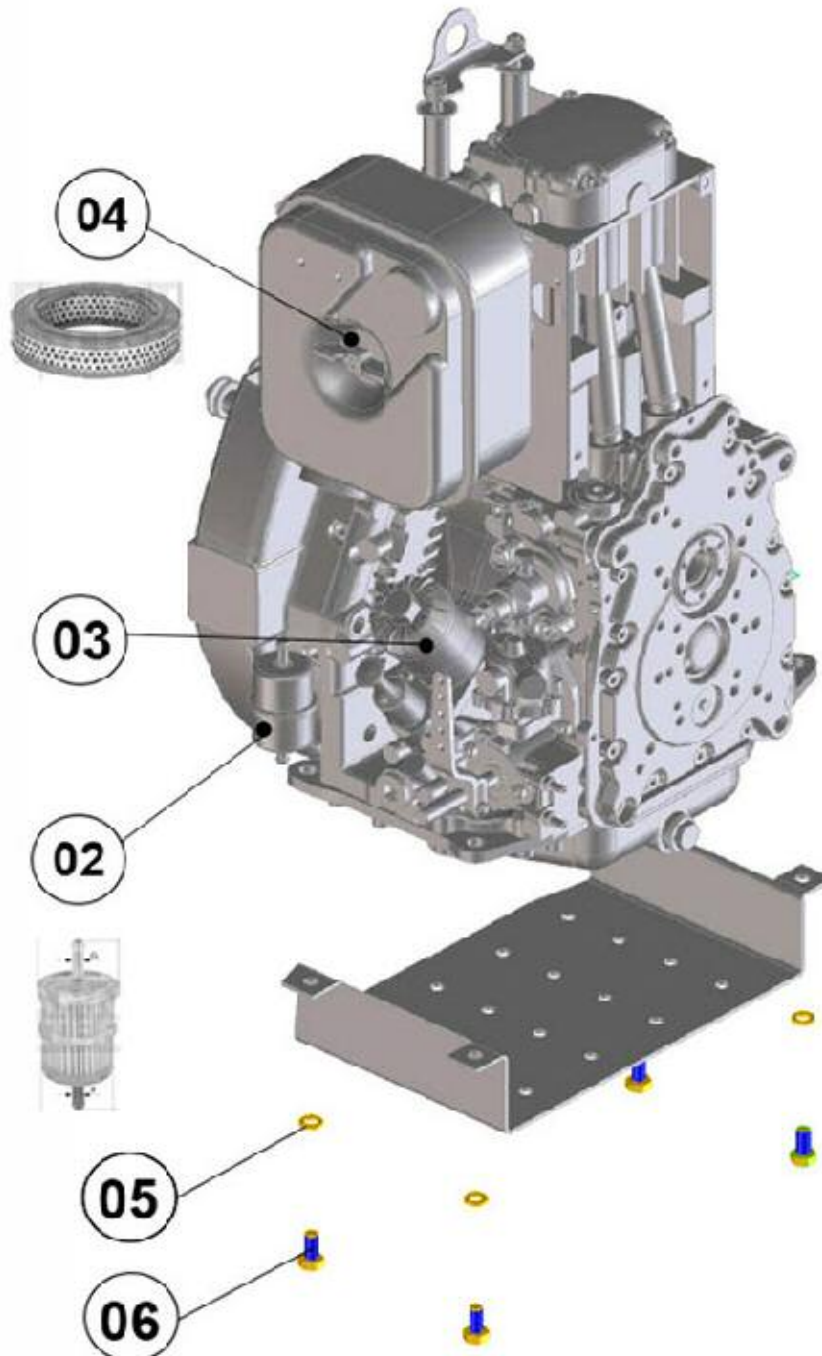
FIGURE	REFERENCE	DENOMINATION	AMOUNT
001	01.00101.07	DIESEL ENGINE START MANUAL LKS DITER 9KW	1
001	01.00101.06	DIESEL ENGINE ELECTRIC START LKS DITER 9KW	1
002	81.00053.02	OIL FILTER	1

## 02. ENGINE

### MOTOR

CHASSIS: 60099

**01** MOTOR HATZ DIESEL 11KW 1D90Z /  
HATZ ENGINE DIESEL



FIGURE

REFERENCE

DENOMINATION

AMOUNT

001	40.00101.00	HATZ ENGINE DIESEL 11 KW 1D90Z	1
002	86.90000.03	FILTER FUEL	1
003	86.90000.02	OIL FILTER	1
004	86.90000.01	AIR FILTER	1
005	105.10000.66	WASHER DIN7980 D10	4
006	603.10020.86	SCREW DIN933 M10x20	1

## 02. ENGINE

### MOTOR

CHASSIS: 83625

01 MOTOR HATZ DIESEL 11KW 1D90Z STAGE V/  
HATZ DIESEL ENGINE 11KW 1D90Z STAGE V

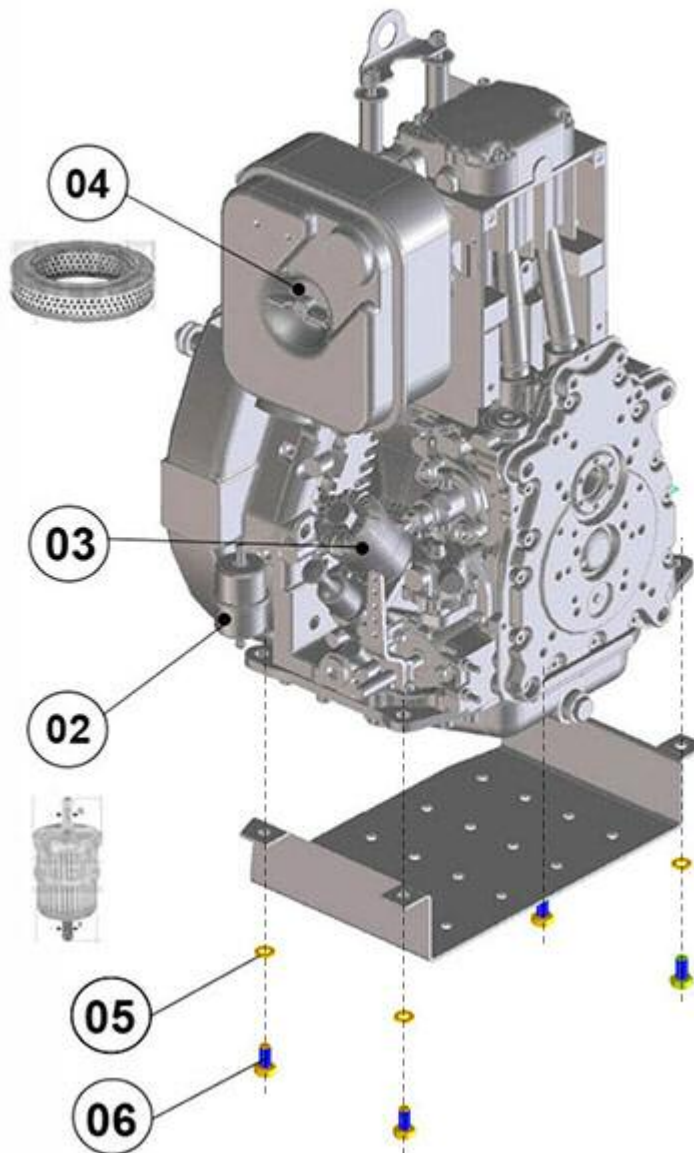


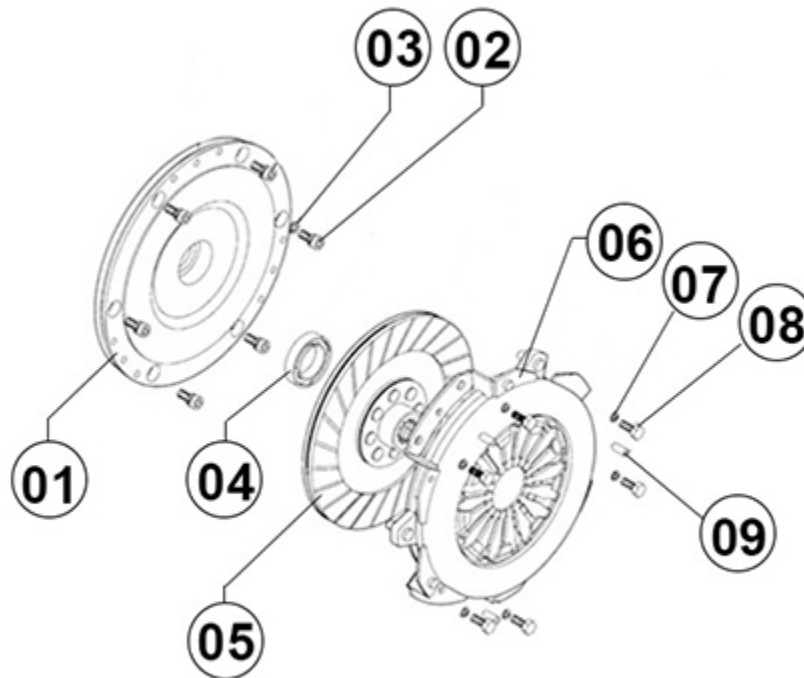
FIGURE	REFERENCE	DENOMINATION	AMOUNT
001	40.00101.02	HATZ DIESEL ENGINE 11 KW 1D90Z STAGE V	1
002	86.90000.03	FILTER FUEL	1
003	86.90000.02	OIL FILTER	1
004	86.90000.01	AIR FILTER	1
005	105.10000.66	WASHER DIN7980 D10	4
006	603.10020.86	SCREW DIN933 M10x20	1

**COMMENTS**

---

TAMBIÉN BASTIDOR 83219, 83198, 83220

## 02. ENGINE CLUTCH



**10** KIT EMBRAGUE / CLUTCH KIT

FIGURE	REFERENCE	DENOMINATION	AMOUNT
001	40.10213.00	FLY WHEEL ENGINE	1
002	621.51620.86	SCREW DIN912	6
003	104.06000.00	WASHER DIN7980 D6	6
004	309.17012.00	BEARING DIN625	1
005	15.02011.01	DISK CLUTCH	1
006	10.00201.00	PRESSURE PLATE	1
007	104.06000.00	WASHER DIN7980 D6	6
008	603.06015.86	SCREW DIN933 M6x15	6
009	402.06015.00	PIN	3
010	15.02011RE01	CLUTCH KIT	1



## 02. ENGINE

### MUFFLER KUBOTA

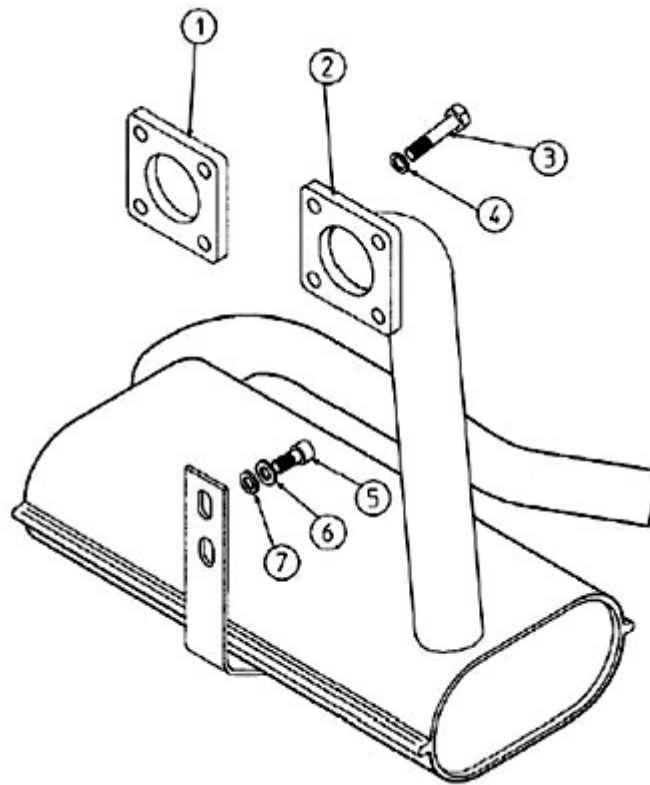


FIGURE	REFERENCE	DENOMINATION	AMOUNT
001	09.02808.00	REGUL SPACER	1
002	09.00119.02	TUBO SALIDA GASES 175X375X445	1
003	604.08040.86	SCREW DIN931	4
004	104.08000.00	WASHER DIN7980 D8	4
005	621.38015.86	SCREW DIN912	2
006	101.10000.66	WASHER DIN125 D10	2
007	104.10000.00	WASHER DIN7980 D10	2

## 02. ENGINE

### MUFFLER KUBOTA

CHASSIS: 72491

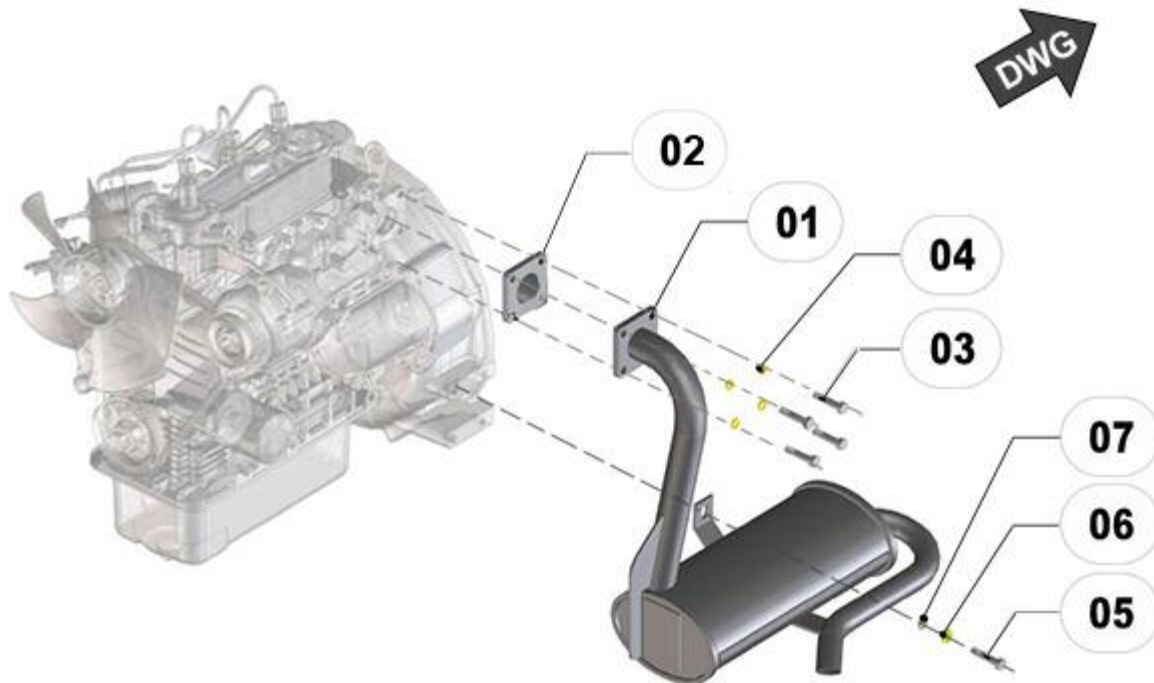


FIGURE	REFERENCE	DENOMINATION	AMOUNT
001	09.00119.03	EXHAUST 175X375X445	1
002	KU1526312370	GASKET	1
003	604.08040.86	SCREW DIN931	4
004	104.08000.00	WASHER DIN7980 D8	4
005	621.38015.86	SCREW DIN912	1
006	101.10000.66	WASHER DIN125 D10	1
007	104.10000.00	WASHER DIN7980 D10	1

#### COMMENTS

MOD.4326

## 02. ENGINE

### AIR FILTER COMP.



FIGURE	REFERENCE	DENOMINATION	AMOUNT
001	01.01590.00	ADMISSION TUBE	1
002	912.40060.66	CLAMP D40-60	1
003	09.01200.00	AIR FILTER	1
004	09.01201.00	CLAMP	1
005	630.08020.96	SCREW ISO7380	2
006	104.08000.00	WASHER DIN7980 D8	2
007	701.08000.66	NUT DIN934 M8X1,25	2
008	09.01204.00	FILTER ELEMENT	1
009	912.32050.66	CLAMP DIN3017	1
010	86.90000.01	AIR FILTER	1
011	43.50119.00	AIR FILTER INDICATOR	1
012	709.10000.66	NUT	1
013	112.10000.66	WASHER DIN9021 D10	1
014	43.11192.00	NIPPLE M/H	1
015	10.02144.00	ELBOW C90M/H NIPPLE	1
016	09.00230.02	TUBO ADMISION 40X52X600 FLEXIB	1

## 02. ENGINE

### GAS-OIL TANK



FIGURE	REFERENCE	DENOMINATION	AMOUNT
001	02.00925.03	TANK	1
002	15.01524.00	TANK CAP	1
003	630.08025.96	SCREW ISO7380	1
004	02.11101.00	LATCH	1
005	711.08000.66	NUT DIN982 M8	1
006	15.01524.00	TANK CAP	1
007	502.05000.60	RIVET DIN1476	2

008	01.01925.00	LATCH	1
009	43.00750.07	TUBO PLAS. TRANS. 6x9x640	1
010	912.09000.66	CLAMP	1
011	02.00925RE01	TANK	1
012	630.08020.96	SCREW ISO7380	4
013	107.08000.10	WASHER AL 8x13.5x1.5	4
014	54.14400.00	HOSE TRANS. PLAS	1
015	80.06041.00	FITTING SCREW SIM. M8x1x16	2
016	101.08000.66	WASHER DIN125 D8	4
017	104.08000.00	WASHER DIN7980 D8	4
018	107.14000.10	WASHER AL 14x20x1.5	1
019	52.00110.02	FITTING M/M 14x9	1
019	52.00110.02	FITTING M/M 14x9	1
020	912.08016.66	CLAMP DIN3017	4
027	82.00310.02	COVER	1
028	80.06062.01	FILTER ELEMENT	1
029	43.14015.40	not supplied - TUBO GOMA B/P	1
030	43.14105RE11	HOSE RUBBER B/P	1
031	43.14015.18	TUBO GOMA B/P	1
032	86.90000.03	FILTER FUEL	1

## 02. ENGINE

### ENGINE SUPPORTS

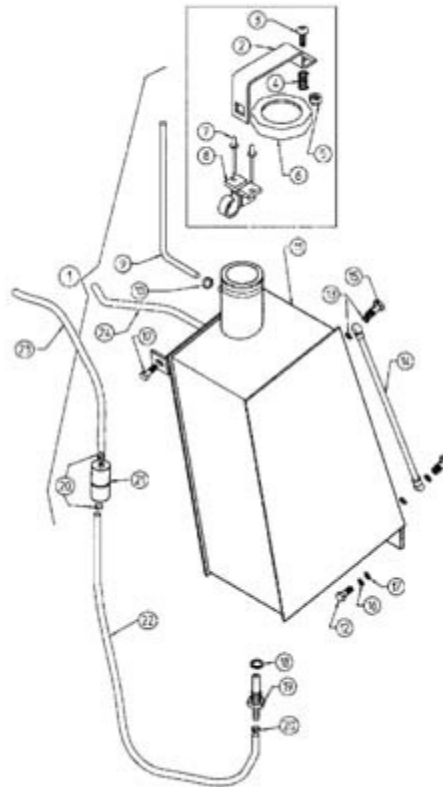


FIGURE	REFERENCE	DENOMINATION	AMOUNT
001	10.00776.01	ENGINE SUPPORT	1
002	603.08045.86	SCREW DIN933	2
003	10.00776.00	STRIGHT SUPPORT	1
004	604.14080.86	SCREW DIN931	2
005	15.00114.01	BUSH	2
006	15.00113.00	SHOCK DAMPER 22X47X22.5 GOMA	4
007	01.00112.10	TIE ROD	1
008	37.00374.00	WASHER DIN9021 14,5x50x5	2
009	701.14000.66	NUT DIN934 M14x2	2
010	01.00776.15	ENGINE SUPPORT	1
011	603.12025.86	SCREW DIN933	4
012	40.10120.00	ENGINE SUPPORT	1

## 02. ENGINE

### STARTING HANDLE

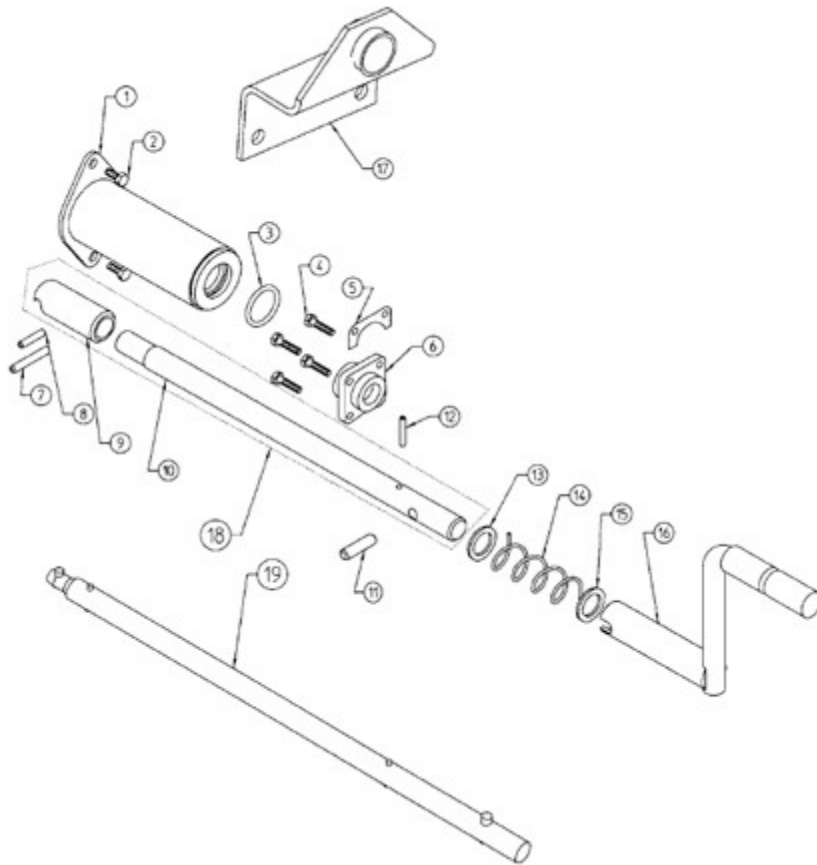


FIGURE	REFERENCE	DENOMINATION	AMOUNT
001	02.00159.00	AXLE SUPPORT	1
002	603.08015.86	SCREW DIN933 M8x15	2
003	201.32004.50	O-RING DIN3770	1
004	603.06015.86	SCREW DIN933 M6x15	4
005	01.00109.00	REGUL SPACER	6
006	01.00115.01	BEARING	1
007	402.07045.00	PIN	1
008	402.07030.00	PIN	1
009	01.00156.00	ACOP. MANIVELA 20x30x75	1
010	10.01025.00	SHAFT CPA / CPA 20x22x498 C / Engances	1
011	403.10030.00	PIN	1
012	402.05030.00	PIN	1
013	101.22000.66	WASHER DIN125	1
014	01.00113.00	SPRING COMPRESSION	1
015	10.00131.00	WASHER AL	1
016	10.00157.00	STARTING HANDLE	1



017	40.10178.01	BRACKET ANG.	1
018	09.01025.00	SHAFT CIL/CIL	1

**02. ENGINE  
STARTING HANDLE**

FIGURE	REFERENCE	DENOMINATION	AMOUNT
019	40.10179.00	AXLE CPA/CPA	1



## 02. ENGINE CLUTCH BELL HOUSING

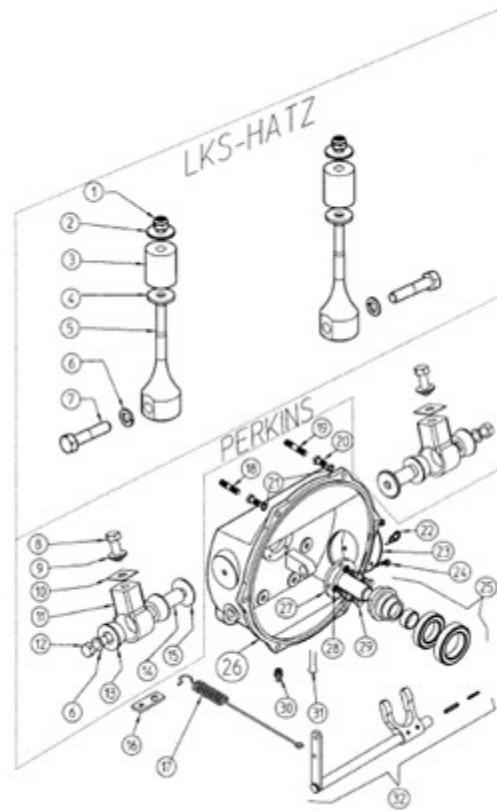


FIGURE	REFERENCE	DENOMINATION	AMOUNT
001	711.12000.66	NUT DIN982 M12	2
002	112.10000.66	WASHER DIN9021 D10	2
003	15.00113.01	SHOCK ABSORVER	2
004	15.00374.00	CIR-CLIP INT. DIN9021*	2
005	15.00107.02	ENGINE SUPPORT	2
006	104.14000.00	CIR-CLIP EXT. DIN7980	4
007	604.14065.86	SCREW DIN931	2
008	603.14040.86	SCREW DIN933 M14x40	2
009	15.00374.00	CIR-CLIP INT. DIN9021*	2
010	15.00109.00	PANEL	2
011	15.00107.01	ENGINE SUPPORT	2
012	604.14075.86	SCREW DIN931	2
013	15.00113.00	SHOCK DAMPER 22X47X22.5 GOMA	4
014	15.00114.00	BUSH	2
015	37.00374.00	WASHER DIN9021 14,5x50x5	2
016	45.04113.10	STRIP SUPPORT	1

017	01.00223.02	SPRING TENSION	1
018	01.00371.01	STUD DIN939*	2

## 02. ENGINE

### CLUTCH BELL HOUSING

FIGURE	REFERENCE	DENOMINATION	AMOUNT
019	40.10180.00	STUD	1
020	627.38030.86	SCREW DIN931	6
020	604.10030.86	SCREW DIN931	6
021	104.10000.00	WASHER DIN7980 D10	6
022	01.00220.01	SPRING TORSION	1
023	01.00225.00	COVER HANDHOLE	1
023	01.00225.10	COVER HANDHOLE	1
024	603.06015.86	SCREW DIN933 M6x15	3
025	45.04204RE01	THROWOUT BEARING	1
026	01.00210.03	CLUTCH CASING	1
026	45.04211.02	CLUTCH CASING	1
027	01.00235.00	BEARING SUPPORT	1
028	104.08000.00	WASHER DIN7980 D8	3
029	603.08025.86	SCREW DIN933 M8x25	3
030	901.08000.33	GREASER DIN71412-A M8x1,25	1
031	401.04030.60	SPLIT PIN DIN94 4x30	1
032	10.00020.01	ACC.LEVER	1

### 03. TRANSMISSION

#### CLUTCH BELL HOUSING

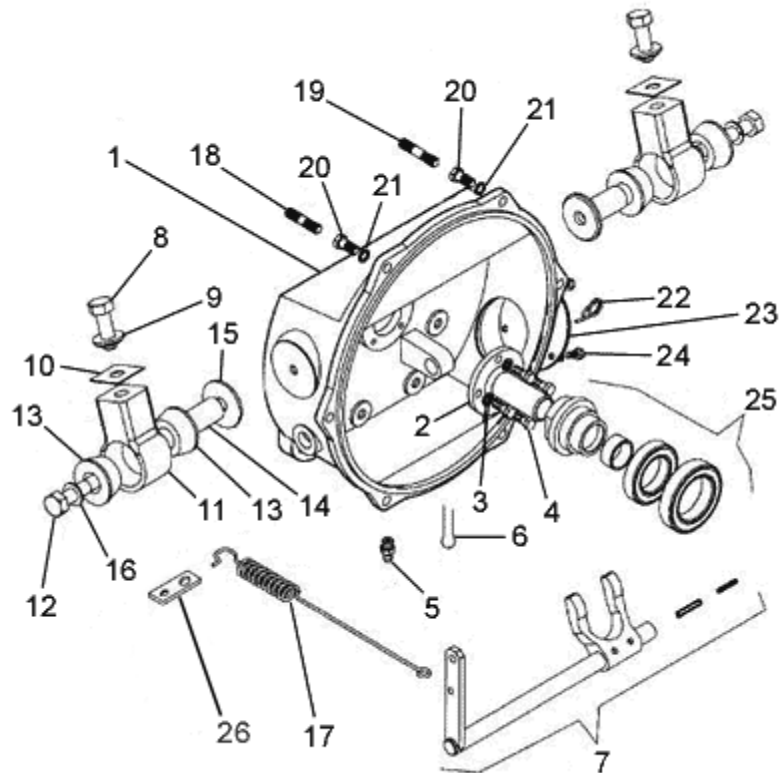


FIGURE	REFERENCE	DENOMINATION	AMOUNT
001	45.04211.02	CLUTCH CASING	1
002	01.00235.00	BEARING SUPPORT	1
003	104.08000.00	WASHER DIN7980 D8	3
004	603.08025.86	SCREW DIN933 M8x25	3
005	901.08000.33	GREASER DIN71412-A M8x1,25	1
006	401.04030.60	SPLIT PIN DIN94 4x30	1
007	10.00020.01	ACC.LEVER	1
008	603.14040.86	SCREW DIN933 M14x40	2
009	01.00227.02	WASHER DIN125	2
010	15.00109.00	PANEL	2
011	15.00107.01	ENGINE SUPPORT	2
012	604.14075.86	SCREW DIN931	2
013	15.00113.00	SHOCK DAMPER 22X47X22.5 GOMA	4
014	15.00114.00	BUSH	2
015	37.00374.00	WASHER DIN9021 14,5x50x5	2
016	104.14000.00	CIR-CLIP EXT. DIN7980	4

017	01.00223.02	SPRING TENSION	1
018	01.00371.01	STUD DIN939*	2

### 03. TRANSMISSION CLUTCH BELL HOUSING

FIGURE	REFERENCE	DENOMINATION	AMOUNT
019	40.10180.00	STUD	1
020	604.10030.86	SCREW DIN931	6
021	104.10000.00	WASHER DIN7980 D10	6
022	01.00220.01	SPRING TORSION	1
023	01.00225.10	COVER HANDHOLE	1
024	603.06015.86	SCREW DIN933 M6x15	3
025	45.04204RE01	THROWOUT BEARING	1
026	45.04113.10	STRIP SUPPORT	1

### 03. TRANSMISSION

#### GEARBOX (EXTERNAL) (HATZ)

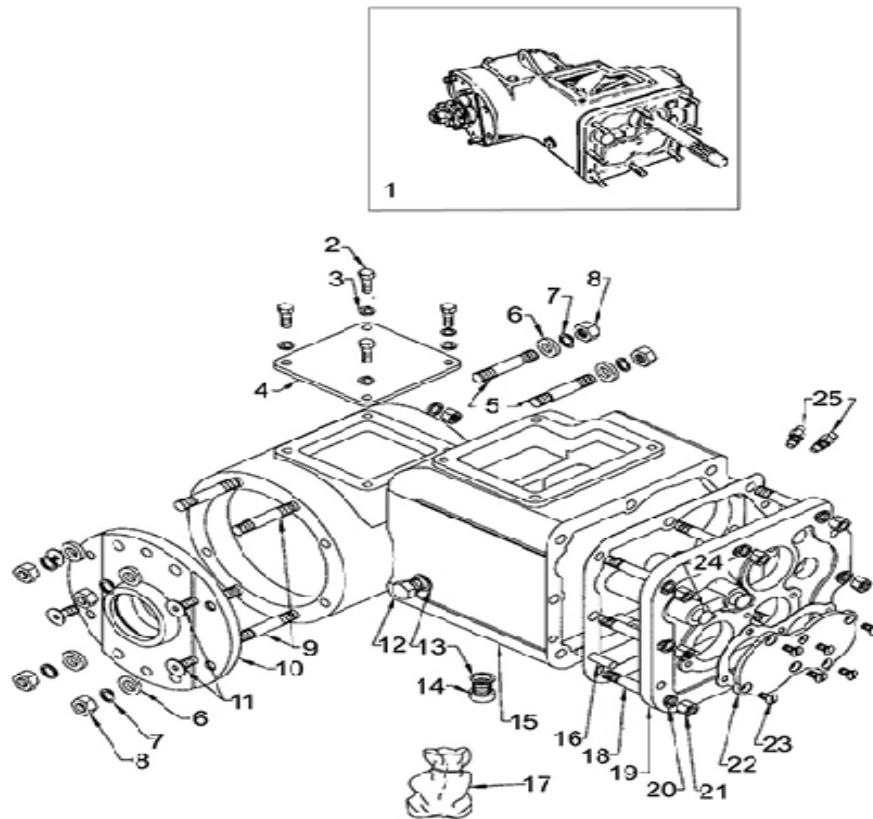


FIGURE	REFERENCE	DENOMINATION	AMOUNT
001	40.00007.00	GEARBOX C/V HATZ X4	1
001	37.00007.00	GEARBOX	1
002	603.08025.80	SCREW DIN933	4
003	104.08000.00	WASHER DIN7980 D8	4
004	01.03841.00	COVER HANDHOLE	1
005	01.00383.01	STUD DIN939*	4
006	01.00345.00	WASHER DIN1441*	8
007	104.12000.00	WASHER DIN7980 D12	8
008	00.00130.00	NUT	8
009	01.00383.00	STUD DIN939*	4
010	01.00378.01	FLANGE	1
011	618.08020.86	SCREW DIN7991 M8x20	4
012	80.01035.01	CAP	1
013	107.14000.10	WASHER AL 14x20x1.5	2
014	10.00921.00	CAP M14X150 DIN908	1
015	01.00351.04	CASING	1

015	01.00351.06	CASING	1
016	01.00349.00	PIN	1

### 03. TRANSMISSION GEARBOX (EXTERNAL) (HATZ)

FIGURE	REFERENCE	DENOMINATION	AMOUNT
017	09.99007RE00	GASKET SET	1
018	01.00371.01	STUD DIN939*	8
019	01.00350.02	FLANGE	1
020	104.10000.00	WASHER DIN7980 D10	8
021	701.10000.66	NUT DIN934 M10x1.5	3
022	01.00364.01	COVER HANDHOLE	1
023	624.06015.66	SCREW DIN63	6
024	01.00327.00	CAP	2
025	01.00365.00	SCREW DIN564*	2

### 03. TRANSMISSION

#### GEARBOX (EXTERNAL) (KUBOTA)

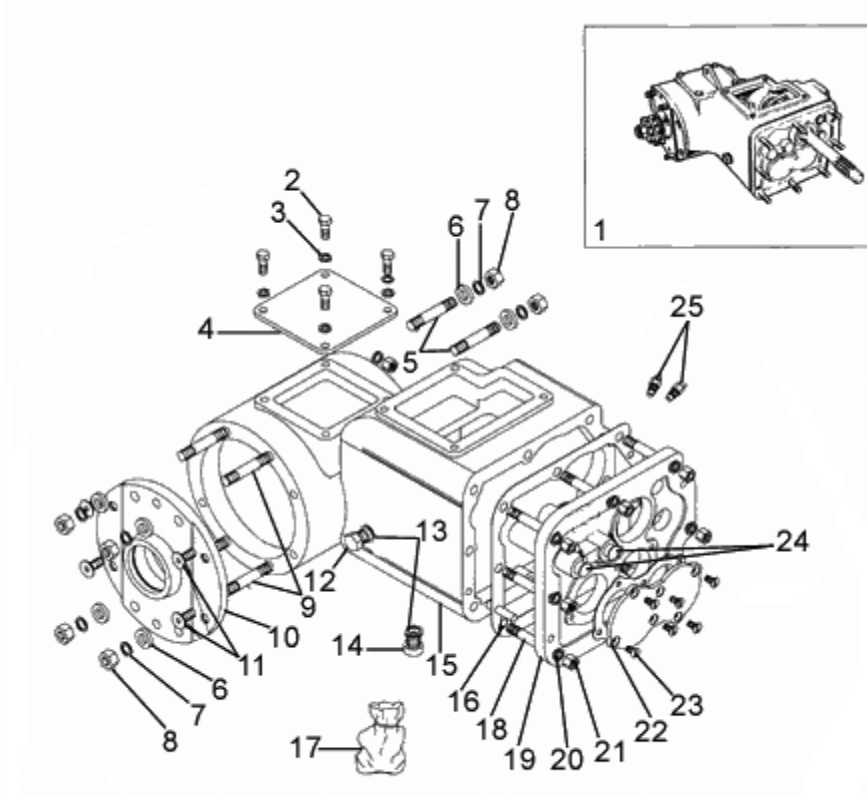


FIGURE	REFERENCE	DENOMINATION	AMOUNT
001	23.00007.00	GEARBOX (KUBOTA)	1
002	603.08025.00	SCREW DIN933	4
003	104.08000.00	WASHER DIN7980 D8	4
004	01.03841.00	COVER HANDHOLE	1
005	01.00383.01	STUD DIN939*	4
006	01.00345.00	WASHER DIN1441*	8
007	104.11000.00	WASHER DIN7980 Ø11	8
008	00.00130.00	NUT	8
009	01.00383.00	STUD DIN939*	4
010	01.00378.01	FLANGE	1
011	618.08020.86	SCREW DIN7991 M8x20	4
012	80.01035.01	CAP	1
013	107.14000.10	WASHER AL 14x20x1.5	2
014	10.00921.00	CAP M14X150 DIN908	1
015	01.00351.04	CASING	1
016	01.00349.00	PIN	1

017	09.99007.00	GASKET SET	1
018	01.00371.01	STUD DIN939*	8

### 03. TRANSMISSION GEARBOX (EXTERNAL) (KUBOTA)

FIGURE	REFERENCE	DENOMINATION	AMOUNT
019	01.00350.02	FLANGE	1
020	104.10000.00	WASHER DIN7980 D10	8
021	701.10000.66	NUT DIN934 M10x1.5	3
022	01.00364.01	COVER HANDHOLE	1
023	624.06015.66	SCREW DIN63	6
024	01.00327.00	CAP	2
025	01.00365.00	SCREW DIN564*	2



### 03. TRANSMISSION

#### GEARBOX (EXTERNAL) (DEUTZ - DITER)

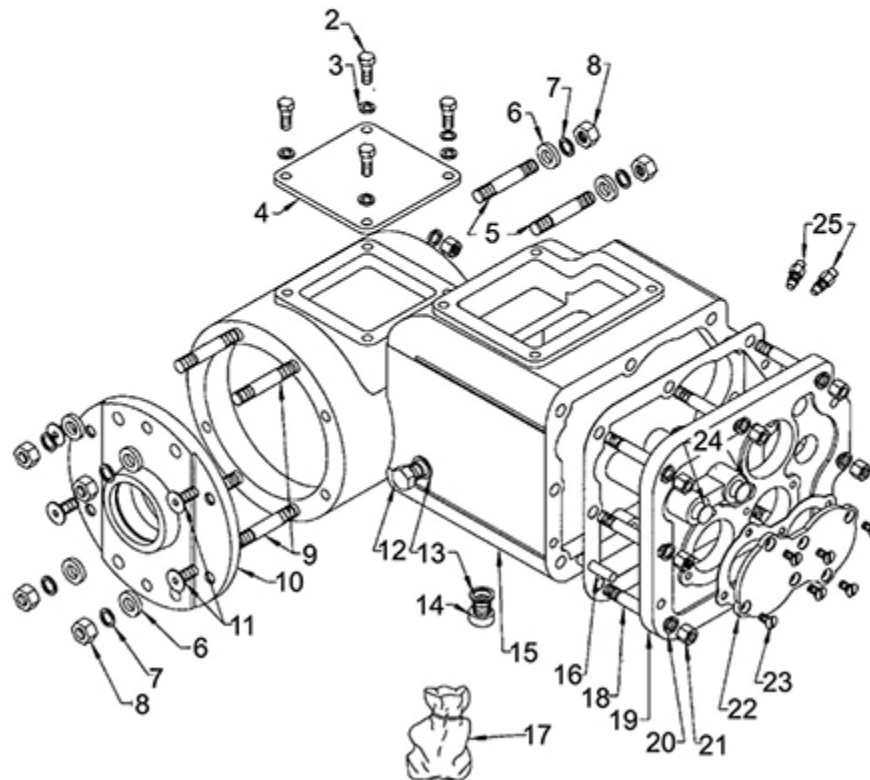
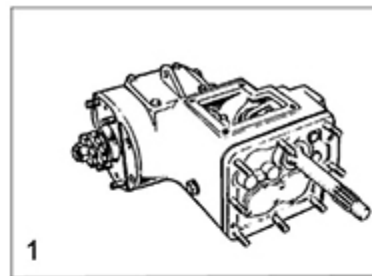


FIGURE	REFERENCE	DENOMINATION	AMOUNT
001	08.00007.00	GEARBOX C/V HATZ X2	1
002	603.08025.00	SCREW DIN933	4
003	104.08000.00	WASHER DIN7980 D8	4
004	01.03841.00	COVER HANDHOLE	1
005	01.00383.01	STUD DIN939*	4
006	01.00345.00	WASHER DIN1441*	8
007	104.11000.00	WASHER DIN7980 Ø11	8
008	00.00130.00	NUT	8
009	01.00383.00	STUD DIN939*	4
010	01.00378.01	FLANGE	1

011	618.08020.86	SCREW DIN7991 M8x20	4
012	80.01035.01	CAP	1
013	107.14000.10	WASHER AL 14x20x1.5	2
014	10.00921.00	CAP M14X150 DIN908	1
015	01.00351.04	CASING	1
016	01.00349.00	PIN	1
017	09.99007.00	GASKET SET	1
018	01.00371.01	STUD DIN939*	8
019	01.00350.02	FLANGE	1
020	104.10000.00	WASHER DIN7980 D10	8
021	701.10000.66	NUT DIN934 M10x1.5	3
022	01.00364.01	COVER HANDHOLE	1
023	624.06015.66	SCREW DIN63	6
024	01.00327.00	CAP	2
025	01.00365.00	SCREW DIN564*	2

### 03. TRANSMISSION GEARBOX (INTERNAL) (HATZ)

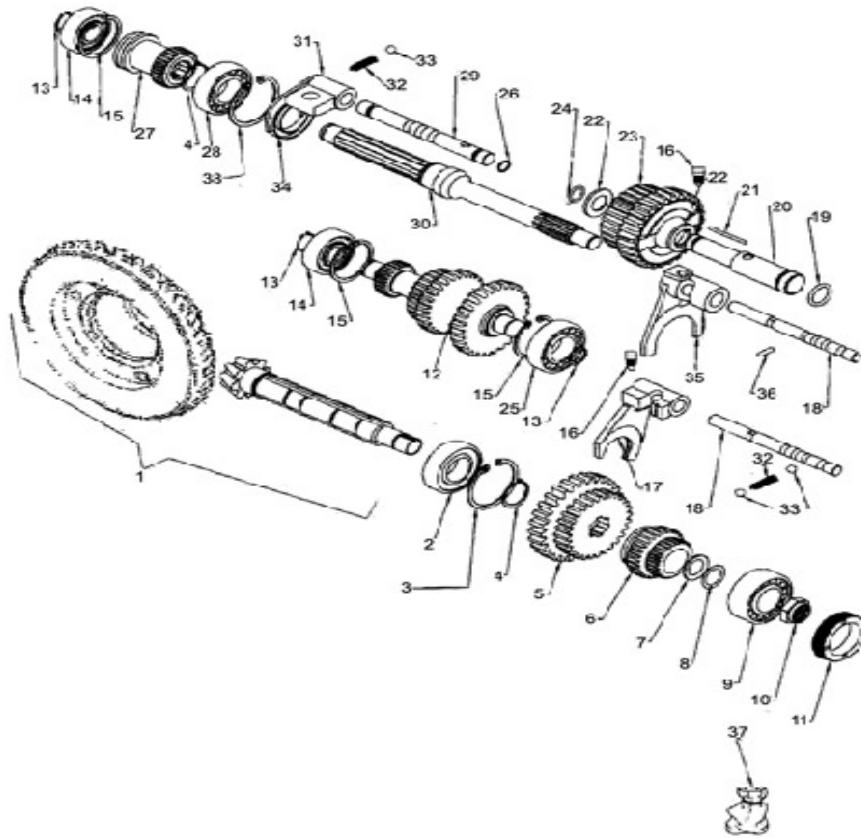


FIGURE	REFERENCE	DENOMINATION	AMOUNT
001	01.30000.02	CONICAL GEAR SET	1
002	320.30016.00	BEARING DIN5412	1
003	914.62000.00	RING 0,5 MM.	1
004	904.30000.00	RING 0,5 MM.	2
005	01.00356.00	GEAR z33-26	1
006	01.00357.00	GEAR z20-15	1
007	01.00386.00	WASHER DIN443*	1
008	01.03912.00	WASHER ADJUST.	1
009	328.20015.00	BEARING DIN618	1
010	01.00394.02	NUT	1
011	01.00393.01	NUT	1
012	02.00013.01	GEAR	1
013	904.20000.00	RING 0,5 MM.	3
014	306.20015.00	BEARING DIN5412	2
015	905.52000.00	RING 0,5 MM.	3
016	01.00319.00	SCREW DIN480	2

017	01.00316.00	ACC. FORK	1
018	01.00314.00	AXLE CIL/CPA	2
019	09.99007.00	GASKET SET	1
020	01.00355.00	SHAFT CAS/CAS	1
021	910.35348.00	NEEDLE DIN5402	20
022	01.00369.00	WASHER DIN125*	2
023	01.00362.00	GEAR z21-17	1
024	09.99007.00	GASKET SET	1
025	301.20015.00	BEARING DIN625	1
026	09.99007.00	GASKET SET	1
027	02.00358.00	GEAR z14	1
028	301.30016.00	BEARING DIN625	1
029	01.00313.00	AXLE CIL/CPA	1
030	01.00353.01	SHAFT CAS/CIL	1
031	01.00317.00	ACC. FORK	1
032	00.03128.00	SPRING COMPRESSION	1
032	15.00315.00	SPRING COMPRESSION	1
033	908.08000.00	BALL	3
034	09.99007.00	GASKET SET	1
035	01.00315.00	ACC. FORK	1

### 03. TRANSMISSION

#### GEARBOX (INTERNAL) (HATZ)

FIGURE	REFERENCE	DENOMINATION	AMOUNT
036	01.00320.00	PIN	1
037	09.99007.00	GASKET SET	1
038	905.62000.00	RING 0,5 MM.	1

### 03. TRANSMISSION GEARBOX (INTERNAL) (KUBOTA)

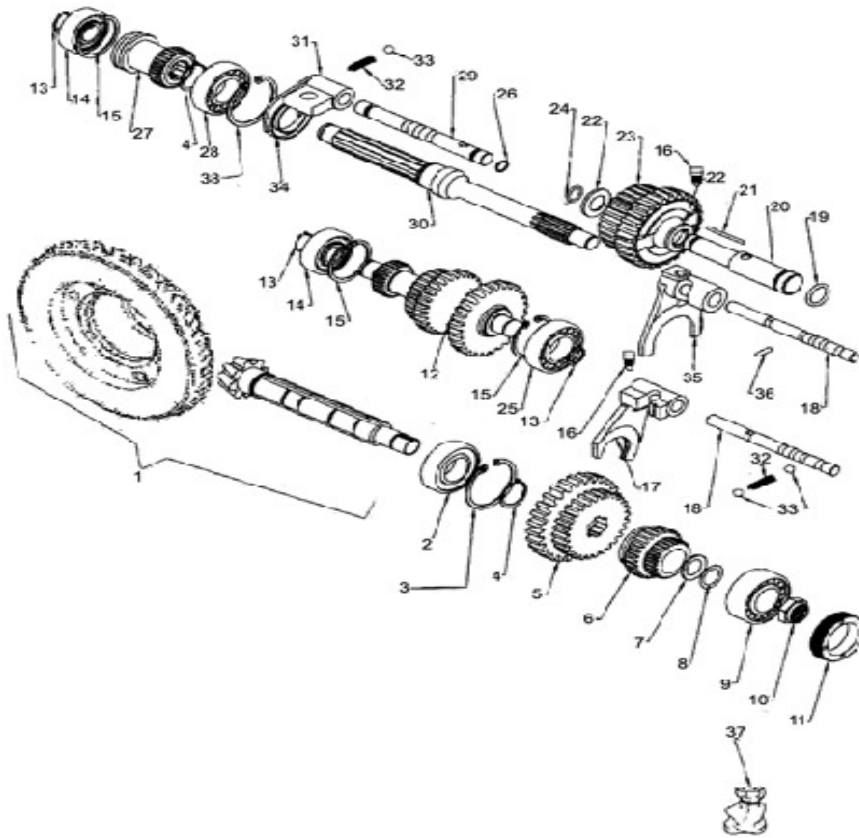


FIGURE	REFERENCE	DENOMINATION	AMOUNT
001	01.30000.02	CONICAL GEAR SET	1
002	320.30016.00	BEARING DIN5412	1
003	914.62000.00	RING 0,5 MM.	1
004	904.30000.00	RING 0,5 MM.	2
005	01.00356.00	GEAR z33-26	1
006	01.00357.00	GEAR z20-15	1
007	01.00386.00	WASHER DIN443*	1
008	01.03912.00	WASHER ADJUST.	1
009	328.20015.00	BEARING DIN618	1
010	01.00394.02	NUT	1
011	01.00393.01	NUT	1
012	02.00013.01	GEAR	1
013	904.20000.00	RING 0,5 MM.	3
014	306.20015.00	BEARING DIN5412	2
015	905.52000.00	RING 0,5 MM.	3
016	01.00319.00	SCREW DIN480	2

017	01.00316.00	ACC. FORK	1
018	01.00314.00	AXLE CIL/CPA	2
019	09.99007.00	GASKET SET	1
020	01.00355.00	SHAFT CAS/CAS	1
021	910.35348.00	NEEDLE DIN5402	20
022	01.00369.00	WASHER DIN125*	2
023	01.00362.00	GEAR z21-17	1
024	09.99007.00	GASKET SET	1
025	301.20015.00	BEARING DIN625	1
026	09.99007.00	GASKET SET	1
027	02.00358.00	GEAR z14	1
028	301.30016.00	BEARING DIN625	1
029	01.00313.00	AXLE CIL/CPA	1
030	01.00353.01	SHAFT CAS/CIL	1
031	01.00317.00	ACC. FORK	1
032	00.03128.00	SPRING COMPRESSION	1
032	15.00315.00	SPRING COMPRESSION	1
033	908.08000.00	BALL	3
034	09.99007.00	GASKET SET	1
035	01.00315.00	ACC. FORK	1

### 03. TRANSMISSION

#### GEARBOX (INTERNAL) (KUBOTA)

FIGURE	REFERENCE	DENOMINATION	AMOUNT
036	01.00320.00	PIN	1
037	09.99007.00	GASKET SET	1
038	905.62000.00	RING 0,5 MM.	1

### 03. TRANSMISSION

#### GEARBOX (INTERNAL) (DEUTZ - DITER)

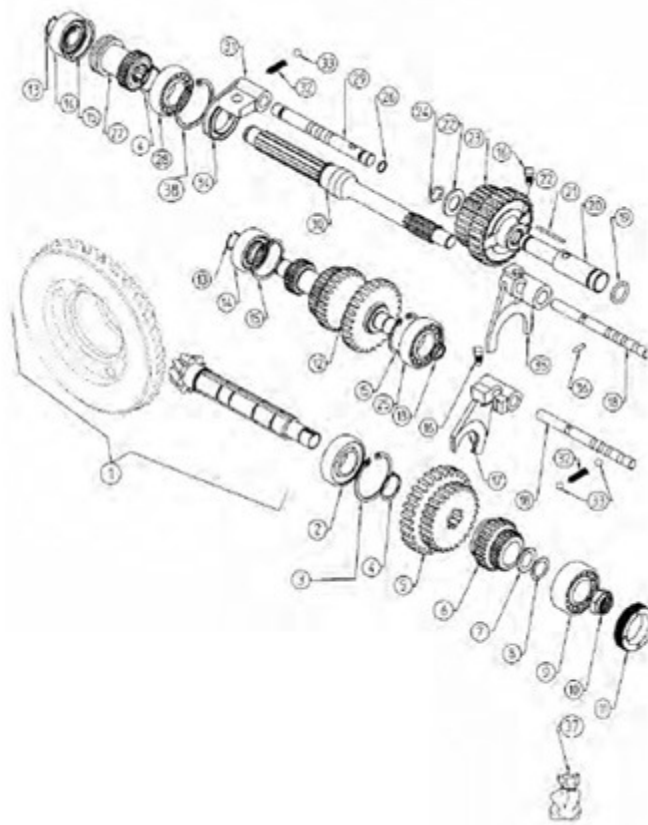


FIGURE	REFERENCE	DENOMINATION	AMOUNT
001	01.30000.02	CONICAL GEAR SET	1
002	320.30016.00	BEARING DIN5412	1
003	914.62000.00	RING 0,5 MM.	1
004	904.30000.00	RING 0,5 MM.	2
005	01.00356.00	GEAR z33-26	1
006	01.00357.00	GEAR z20-15	1
007	01.00386.00	WASHER DIN443*	1
008	01.03912.00	WASHER ADJUST.	1
009	304.20222RE00	BEARING	1
009	328.20015.00	BEARING DIN618	1
010	01.00394.01	NUT	1
010	01.00394.02	NUT	1
011	01.00393.00	NUT	1
011	01.00393.01	NUT	1
012	02.00013.01	GEAR	1
013	904.20000.00	RING 0,5 MM.	3

014	306.20015.00	BEARING DIN5412	2
015	905.52000.00	RING 0,5 MM.	3

### 03. TRANSMISSION

#### GEARBOX (INTERNAL) (DEUTZ - DITER)

FIGURE	REFERENCE	DENOMINATION	AMOUNT
016	01.00319.00	SCREW DIN480	2
017	01.00316.00	ACC. FORK	1
018	01.00314.00	AXLE CIL/CPA	2
019	09.99007RE00	GASKET SET	1
020	01.00355.00	SHAFT CAS/CAS	1
021	910.35348.00	NEEDLE DIN5402	20
022	01.00369.00	WASHER DIN125*	2
023	01.00362.00	GEAR z21-17	1
023	01.00362.00	GEAR z21-17	1
024	09.99007RE00	GASKET SET	1
025	301.20015.00	BEARING DIN625	1
026	09.99007RE00	GASKET SET	1
027	02.00358.00	GEAR z14	1
028	301.30016.00	BEARING DIN625	1
029	01.00313.00	AXLE CIL/CPA	1
030	01.00353.01	SHAFT CAS/CIL	1
031	01.00317.00	ACC. FORK	1
032	15.00315.00	SPRING COMPRESSION	1
033	908.08000.00	BALL	3
034	09.99007RE00	GASKET SET	1
035	01.00315.00	ACC. FORK	1
036	01.00320.00	PIN	1
037	09.99007RE00	GASKET SET	1
038	905.62000.00	RING 0,5 MM.	1



**03. TRANSMISSION**  
**GEARBOX (INTERNAL) (DEUTZ - DITER)**  
 CHASSIS: 35604

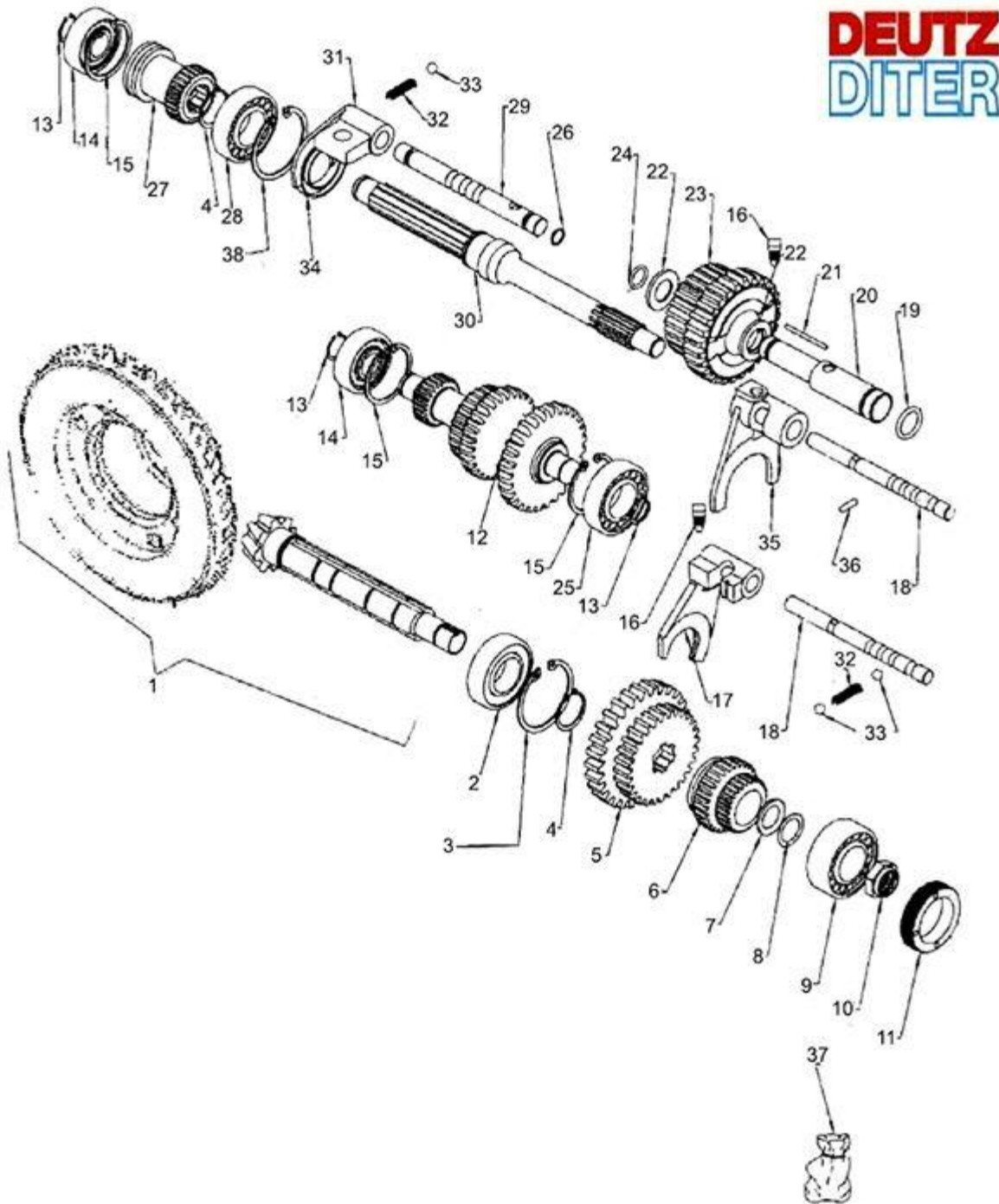


FIGURE	REFERENCE	DENOMINATION	AMOUNT
001	01.30000.02	CONICAL GEAR SET	1
002	320.30016.00	BEARING DIN5412	1
003	914.62000.00	RING 0,5 MM.	1

004	904.30000.00	RING 0,5 MM.	2
005	01.00356.00	GEAR z33-26	1
006	01.00357.00	GEAR z20-15	1
007	01.00386.00	WASHER DIN443*	1
008	01.03912.00	WASHER ADJUST.	1
009	328.20015.00	BEARING DIN618	1
010	01.00394.02	NUT	1
011	01.00393.01	NUT	1
012	02.00013.01	GEAR	1
013	904.20000.00	RING 0,5 MM.	3
014	306.20015.00	BEARING DIN5412	2
015	905.52000.00	RING 0,5 MM.	3
016	01.00319.00	SCREW DIN480	2
017	01.00316.00	ACC. FORK	1
018	01.00314.00	AXLE CIL/CPA	2
019	09.99007.00	GASKET SET	1
020	01.00355.00	SHAFT CAS/CAS	1
021	910.35348.00	NEEDLE DIN5402	20
022	01.00369.00	WASHER DIN125*	2
023	01.00362.00	GEAR z21-17	1
024	09.99007.00	GASKET SET	1
025	301.20015.00	BEARING DIN625	1
026	09.99007.00	GASKET SET	1
027	02.00358.00	GEAR z14	1
028	301.30016.00	BEARING DIN625	1
029	01.00313.00	AXLE CIL/CPA	1
030	01.00353.01	SHAFT CAS/CIL	1
031	01.00317.00	ACC. FORK	1
032	00.03128.00	SPRING COMPRESSION	1
032	15.00315.00	SPRING COMPRESSION	1
033	908.08000.00	BALL	3
034	09.99007.00	GASKET SET	1
035	01.00315.00	ACC. FORK	1

### 03. TRANSMISSION

#### GEARBOX (INTERNAL) (DEUTZ - DITER)

CHASSIS: 35604

FIGURE	REFERENCE	DENOMINATION	AMOUNT
036	01.00320.00	PIN	1



037	09.99007.00	GASKET SET	1
038	905.62000.00	RING 0,5 MM.	1

**COMMENTS**

---

MOD.2846

## 03. TRANSMISSION

### DIFFERENTIAL

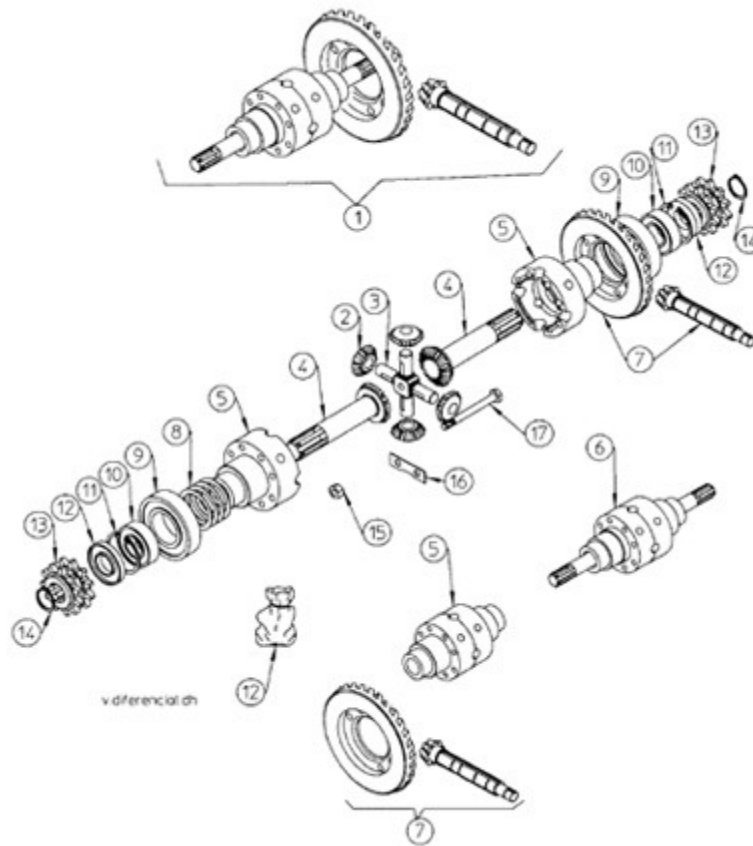


FIGURE	REFERENCE	DENOMINATION	AMOUNT
001	01.00301RE02	DIFFERENTIAL	1
002	01.00387.00	GEAR z12	4
003	01.00388.00	AXLES	1
004	00.00382.02	GEAR CONICAL	2
005	01.03010RE02	DIFFERENTIAL HOUSING	1
006	01.00302RE02	DIFFERENTIAL WITHOUT CROWN	1
007	01.30000.02	CONICAL GEAR SET	1
008	01.03903.00	WASHER ADJUST.	1
008	01.03902.00	WASHER ADJUST.	1
009	301.40018.00	BEARING DIN625	2
009	301.40018.00	BEARING DIN625	2
010	301.25015.00	BEARING DIN625	2
011	905.52000.00	RING 0,5 MM.	2
012	09.99007RE00	GASKET SET	1
013	02.00385.02	GEAR z11-11	2
014	904.25000.00	RING 0,5 MM.	2

015	711.08000.66	NUT DIN982 M8	8
016	01.00389.00	PANEL	4

### 03. TRANSMISSION DIFFERENTIAL

FIGURE	REFERENCE	DENOMINATION	AMOUNT
017	01.00380.00	SCREW DIN931*	8

## GAS

### ACCELERATOR DITER/HATZ

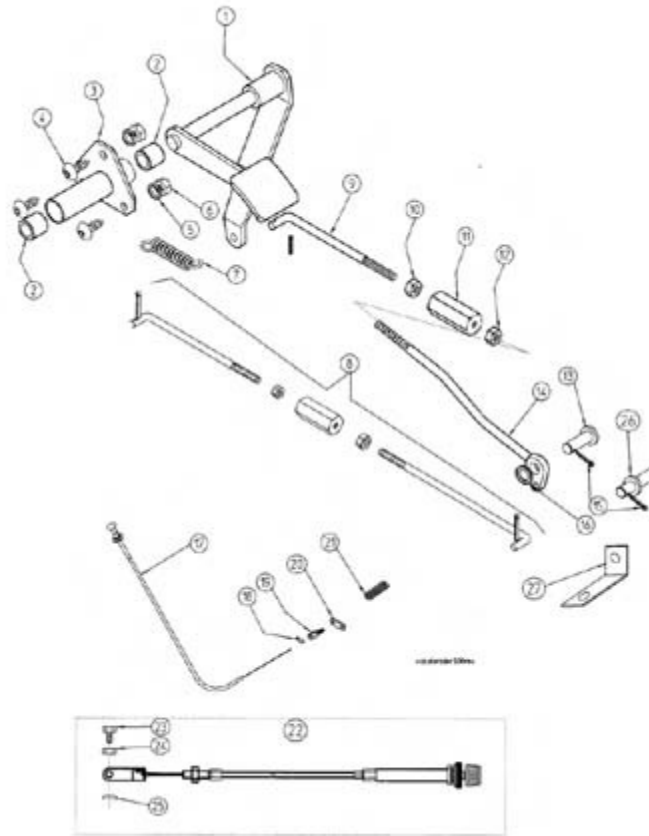


FIGURE	REFERENCE	DENOMINATION	AMOUNT
001	37.00123.04	ACCEL. PEDAL	1
002	37.01123.02	ACCEL. PEDAL	1
003	15.00124.01	AXLE SUPPORT	1
004	630.06015.96	SCREW ISO7380 M6x15	3
005	701.06000.66	NUT DIN934 M6X1	3
006	01.00308.00	NYLON BEARING 11X16X15	2
007	45.00139.00	SPRING TENSION	1
008	402.04020.00	PIN	1
009	16.00151.03	PALANCA ACC. 24x55x131,5 ACEL	1
010	16.01470RE00	ROD	1
011	01.00135.01	ROD F6	1
012	01.00138.00	NUT	1
013	01.00133.00	TENSIONER	1
014	701.06000.66	NUT DIN934 M6X1	1
015	43.00727.00	ROD FORL6 180 M-AGU	1
016	40.00148.00	CABLE CHOKE	1

017	45.03150.00	LATCH	1
018	54.59180.00	TENSIONER	1

## **GAS**

### **ACCELERATOR DITER/HATZ**

<b>FIGURE</b>	<b>REFERENCE</b>	<b>DENOMINATION</b>	<b>AMOUNT</b>
019	45.04113.10	STRIP SUPPORT	1
019	45.04113.00	SPRING SUPPORT	1
020	401.02025.60	PIN DIN94 2x25	2
021	01.00124.00	SPRING COMPRESSION	1

# GAS ACCELERATOR PERKINS

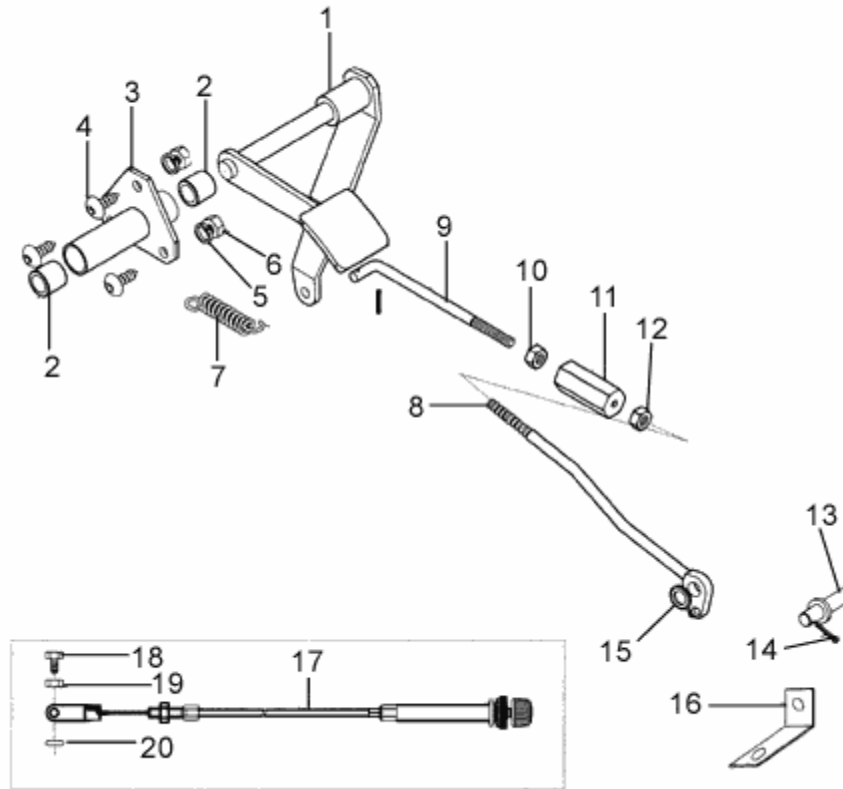


FIGURE	REFERENCE	DENOMINATION	AMOUNT
001	37.01123.00	ACELERATOR PEDAL	1
002	01.00308.00	NYLON BEARING 11X16X15	1
003	15.00124.02	AXLE SUPPORT	1
004	630.06015.86	SCREW	3
005	701.06000.66	NUT DIN934 M6X1	3
006	01.00308.00	NYLON BEARING 11X16X15	2
007	09.02091.00	SPRING TENSION	1
008	09.06150.00	ROD	1
009	15.00727.00	ROD L6	1
010	701.06000.66	NUT DIN934 M6X1	1
011	01.00133.00	TENSIONER	1
012	01.00138.00	NUT	1
013	39.02514.00	AXLE CAS/CPA	1
014	401.02025.60	PIN DIN94 2x25	1
015	101.08000.66	WASHER DIN125 D8	1
016	39.02041.00	BRACKET ANG.	1



017	47.00148.02	ACCEL. CABLE	1
018	603.06015.86	SCREW DIN933 M6x15	1

## **GAS**

### **ACCELERATOR PERKINS**

<b>FIGURE</b>	<b>REFERENCE</b>	<b>DENOMINATION</b>	<b>AMOUNT</b>
019	711.06000.66	NUT DIN982 M6	1
020	201.00218.50	O-RING DIN3770	1

## PEDALS

### PEDALS

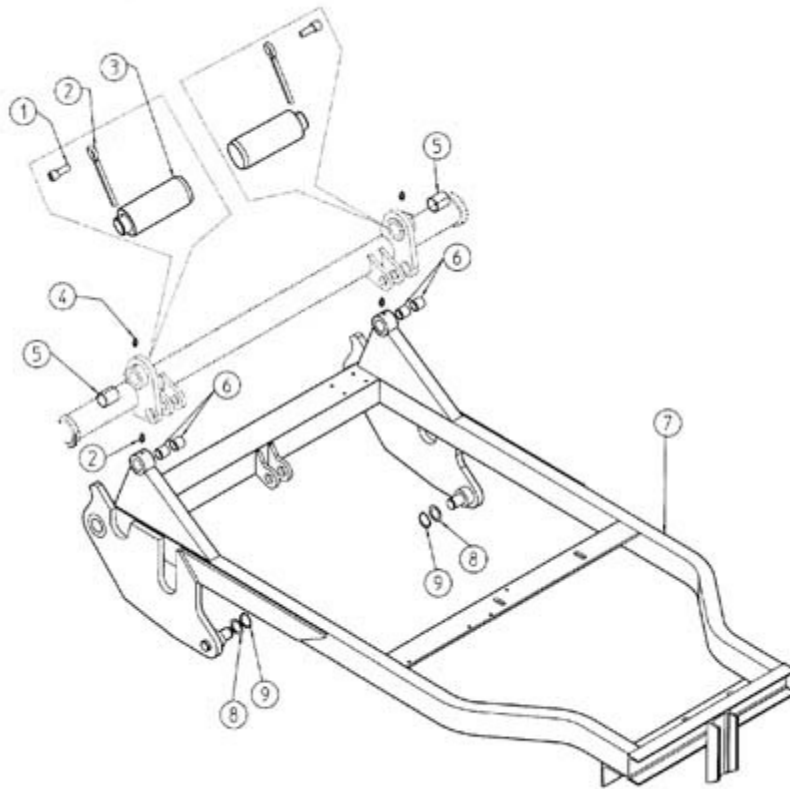


FIGURE	REFERENCE	DENOMINATION	AMOUNT
001	43.07310.01	PANEL	2
002	10.00215.01	CLUTCH PEDAL	1
003	10.00202.01	CLUTCH PEDAL	1
004	923.16030.00	BEARING	2
005	01.00223.00	SPRING TENSION	1
006	901.08000.33	GREASER DIN71412-A M8x1,25	4
007	402.06030.00	PIN	1
008	402.35030.00	PIN	1
009	10.00214.01	AXLE CIL/CPA	1
010	01.00216.00	BEARING	3
011	104.08000.00	WASHER DIN7980 D8	6
012	603.08020.86	SCREW DIN933 M8x20	6
013	01.00212.01	ROD L7	1
014	401.02025.60	PIN DIN94 2x25	2
015	101.07000.66	WASHER DIN125	2
016	701.07000.66	NUT	1

017	00.00329.01	ART. FORK	1
018	01.00226.00	AXLE CIL/CPA	1

## PEDALS

### PEDALS

FIGURE	REFERENCE	DENOMINATION	AMOUNT
019	701.10000.66	NUT DIN934 M10x1.5	1
019	701.10000.66	NUT DIN934 M10x1.5	1
020	604.10035.86	SCREW DIN931	1

## 05. BRAKE ACTIVATION BRAKE CONTROLS

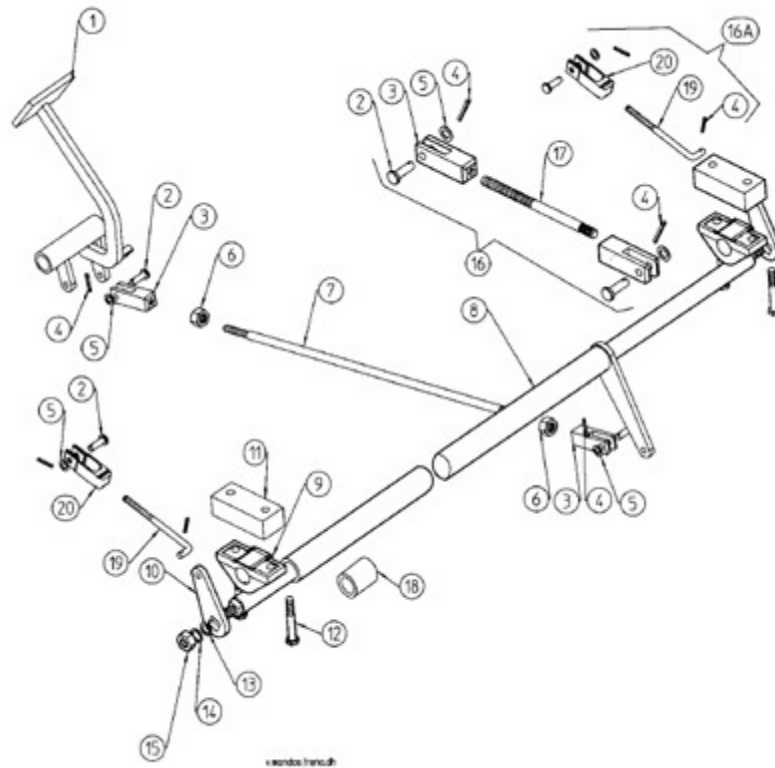


FIGURE	REFERENCE	DENOMINATION	AMOUNT
001	10.00202.01	CLUTCH PEDAL	1
002	01.00514.01	AXLE CIL/CPA 14x8x28	6
003	01.00564.01	ART. FORK	6
004	401.02025.60	PIN DIN94 2x25	6
005	101.08000.66	WASHER DIN125 D8	4
006	01.01304.00	NUT	2
007	01.00521.00	ROD STRAIGHT R7/16	1
008	14.00566.05	AXLE ROS/ROS	1
008	39.00566.10	AXLE ROS/ROS	1
009	01.00571.00	BEARING	2
010	00.00520.00	ACC.LEVER	2
011	09.00182.01	PANEL	2
012	604.10060.86	SCREW DIN931	4
013	101.13000.66	WASHER DIN125	2
014	104.14000.00	CIR-CLIP EXT. DIN7980	2
015	01.01306.00	NUT	2

016	39.00039RE00	ROD	2
016	01.00039RE00	ROD	1

## 05. BRAKE ACTIVATION BRAKE CONTROLS

FIGURE	REFERENCE	DENOMINATION	AMOUNT
017	39.00755.00	ROD STRAIGHT R7/16	2
018	01.00568.03	TUBE MET.	4
019	00.00569.01	ROD L8	2
020	01.00570.00	ART. FORK	2

## 05. BRAKE ACTIVATION

### INSTALLATION FREINS HYDRAULIQUE

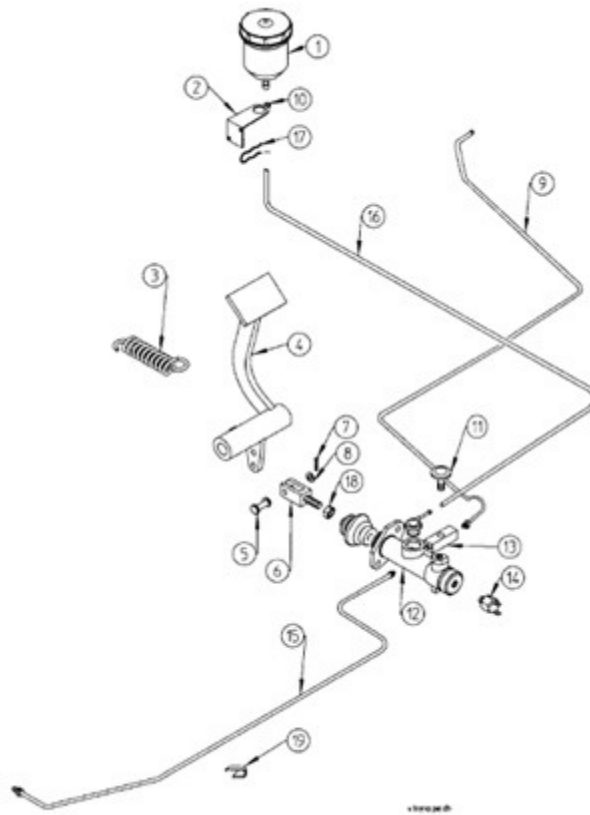


FIGURE	REFERENCE	DENOMINATION	AMOUNT
001	43.00751.01	BRAKING LIQUID TANK	1
002	15.00836.01	PIN DIN11024	1
003	01.00223.01	SPRING TENSION	1
004	10.00202.01	CLUTCH PEDAL	1
005	01.00514.01	AXLE CIL/CPA 14x8x28	1
006	01.00564.02	ACC. FORK	1
007	401.02025.60	PIN DIN94 2x25	1
008	101.08000.66	WASHER DIN125 D8	1
009	09.00774.01	TUBE BUNDY3	1
009	39.00774.00	TUBE BUNDY3	1
010	912.09000.66	CLAMP	2
011	31.01065.00	NIPPLE SCREW SIM.	1
012	46.00747.20	BRAKE PUMP	1
013	31.01064.00	NIPPLE O/H/H	1
014	43.01521.00	SWITCH	1
015	09.00773.01	TUBE BUNDY3 (150)	1

015	39.00775.00	TUBE BUNDY3 (108-120)	1
016	43.00750.06	TUBO PLAS. TRANS. 6x9x850	1

## 05. BRAKE ACTIVATION

### INSTALLATION FREINS HYDRAULIQUE

FIGURE	REFERENCE	DENOMINATION	AMOUNT
017	15.00836.01	PIN DIN11024	1
018	01.01304.00	NUT	1
019	929.05000.00	TUBE GUIDE SUPPORT	7

## 05. BRAKE ACTIVATION BRAKE PUMP

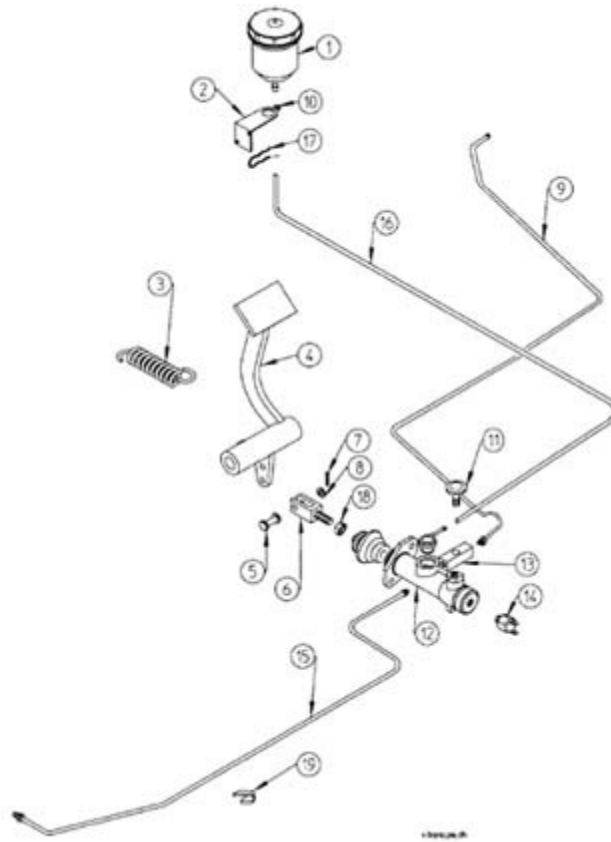


FIGURE	REFERENCE	DENOMINATION	AMOUNT
001	46.00747.20	BRAKE PUMP	1
002	43.00747.25	DUST EXCLUDER	1
003	43.00747.34	VALVE	1
004	15.07780.00	SCREW DIN910*	1
005	43.00747.90	GASKET SET	1



## 05. BRAKE ACTIVATION PARKING BRAKE

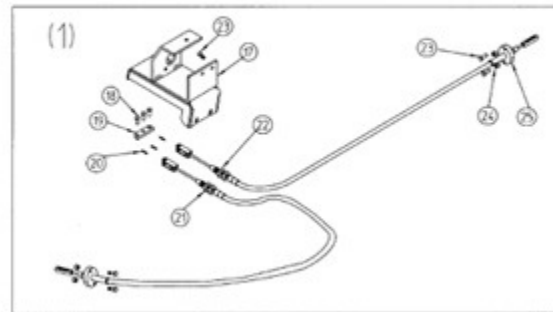
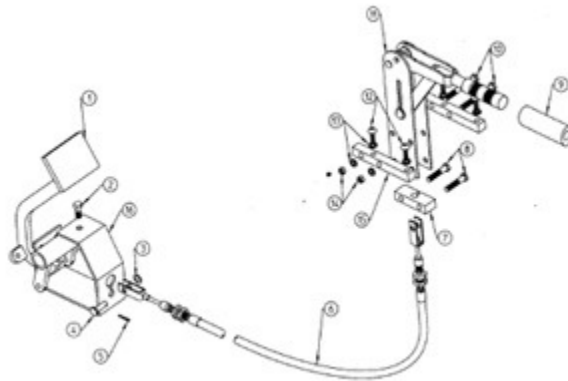


FIGURE	REFERENCE	DENOMINATION	AMOUNT
001	10.00202.01	CLUTCH PEDAL	1
002	603.08015.86	SCREW DIN933 M8x15	3
003	101.08000.66	WASHER DIN125 D8	5
004	01.00514.02	AXLE CIL/CPA	1
005	401.02025.60	PIN DIN94 2x25	1
006	02.08102.00	BRAKE CABLE	1
007	43.00755.11	STRIP SUPPORT	1
008	604.08040.86	SCREW DIN931	2
009	43.07550RE01	BRAKE	1
010	604.08070.86	SCREW DIN931	2
011	43.00755.01	CONTROL LEVER	1
012	630.08020.96	SCREW ISO7380	4
013	104.08000.00	WASHER DIN7980 D8	4
014	701.08000.66	NUT DIN934 M8X1,25	4
015	02.50551.00	FRAME MAT. 15X15X117 BRAKE	2
016	37.00157.03	STRIP SUPPORT	1

017	37.00157.12	BRAKE PUMP SUPPORT	1
018	01.00514.01	AXLE CIL/CPA 14x8x28	3

## 05. BRAKE ACTIVATION PARKING BRAKE

FIGURE	REFERENCE	DENOMINATION	AMOUNT
019	43.00766.00	STRIP SUPPORT	1
020	401.02025.60	PIN DIN94 2x25	3
021	39.00706.00	BRAKE CABLE	1
021	43.00706.01	BRAKE CABLE D3.5X1215	1
022	44.00706.02	BRAKE CABLE	1
023	603.08020.86	SCREW DIN933 M8x20	6
024	701.08000.66	NUT DIN934 M8X1,25	6
025	43.00708.00	FLANGE	2

### 08. BODYWORK

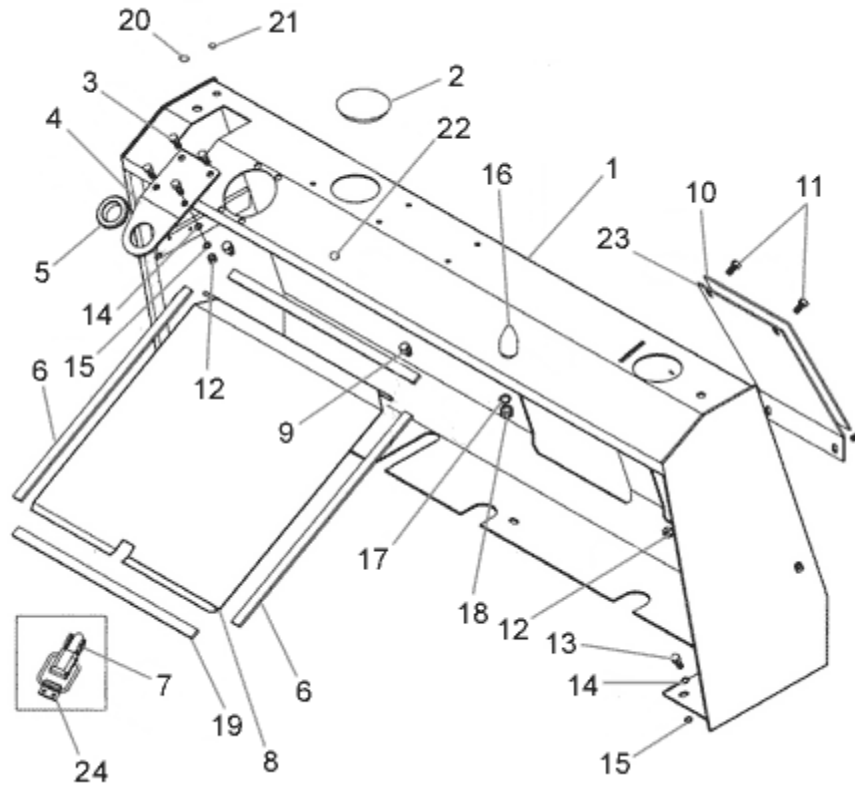


FIGURE	REFERENCE	DENOMINATION	AMOUNT
001	08.00701.05	MAST	1
002	02.00758.00	CAP	1
003	630.08025.86	SCREW ISO7380	4
004	01.01032.00	AXLE SUPPORT	1
005	01.01030.00	BEARING	1
006	02.00780.10	WHEEL RIM	2
007	60.01925.01	LATCH	1
008	02.00780.02	COVER	1
009	01.00735.00	SUPPORT ART.	2
010	02.00926.01	COVER	1
011	630.08020.96	SCREW ISO7380	4
012	701.08000.66	NUT DIN934 M8X1,25	4
013	603.08020.86	SCREW DIN933 M8x20	5
014	104.08000.00	WASHER DIN7980 D8	5
015	101.08000.66	WASHER DIN125 D8	5
016	09.00750.00	BUTT	1

017	104.06000.00	WASHER DIN7980 D6	1
018	701.06000.66	NUT DIN934 M6X1	1

## 08. BODYWORK

FIGURE	REFERENCE	DENOMINATION	AMOUNT
019	02.00780.09	PERFIL GOMA 4x15x360	1
020	02.32013.00	CAP	1
021	43.70030.00	CAP	1
022	02.32035.00	CAP	1
023	02.00926.00	COVER	1
024	60.01924.01	LATCH	1

# 08. BODYWORK

CHASSIS: 65657

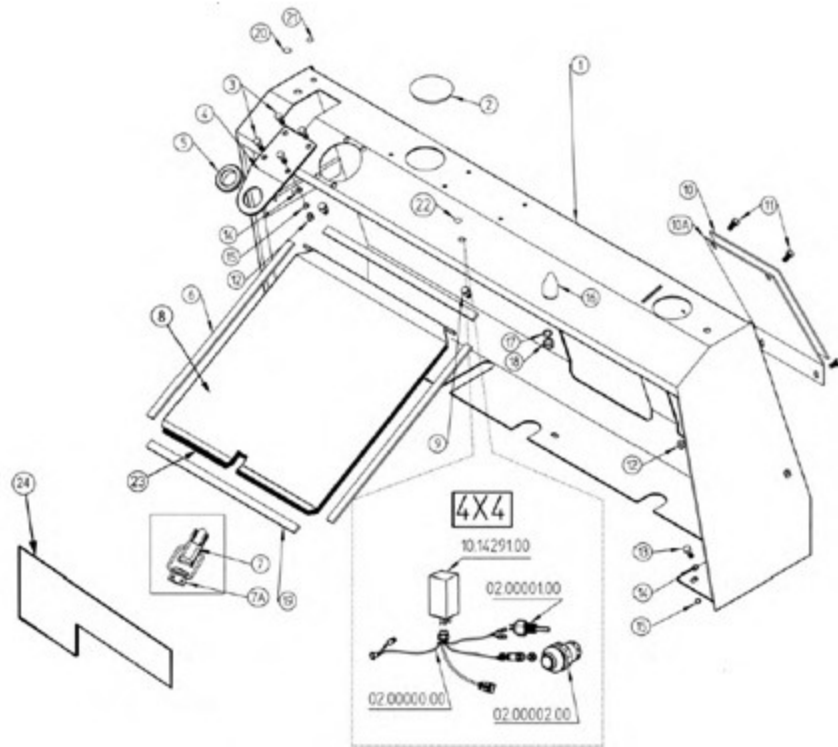


FIGURE	REFERENCE	DENOMINATION	AMOUNT
001	08.00701.05	MAST	1
002	43.70050.00	CAP	1
003	630.08025.96	SCREW ISO7380	4
004	01.01032.00	AXLE SUPPORT	1
005	01.01030.00	BEARING	1
006	02.00780.10	WHEEL RIM	2
007	60.01925.01	LATCH	1
007	60.01924.01	LATCH	1
008	02.00780.02	COVER	1
009	01.00735.00	SUPPORT ART.	2
010	02.00926.01	COVER	1
010	02.00926.00	COVER	1
011	630.08020.96	SCREW ISO7380	4
012	701.08000.66	NUT DIN934 M8X1,25	4
013	603.08020.86	SCREW DIN933 M8x20	5
014	104.08000.00	WASHER DIN7980 D8	5

015	101.08000.66	WASHER DIN125 D8	5
016	09.00750.00	BUTT	1

## 08. BODYWORK

CHASSIS: 65657

FIGURE	REFERENCE	DENOMINATION	AMOUNT
017	104.06000.00	WASHER DIN7980 D6	1
018	701.06000.66	NUT DIN934 M6X1	1
019	02.00780.09	PERFIL GOMA 4x15x360	1
020	02.32013.00	CAP	1
021	43.70030.00	CAP	1
022	02.32035.00	CAP	1
023	09.08320.00	ABSORBENTE ACUSTICO 360X396X20	1
024	09.08322.00	ABSORBENTE ACUSTICO 30X280X280	1

## 08. BODYWORK PROTECTORS

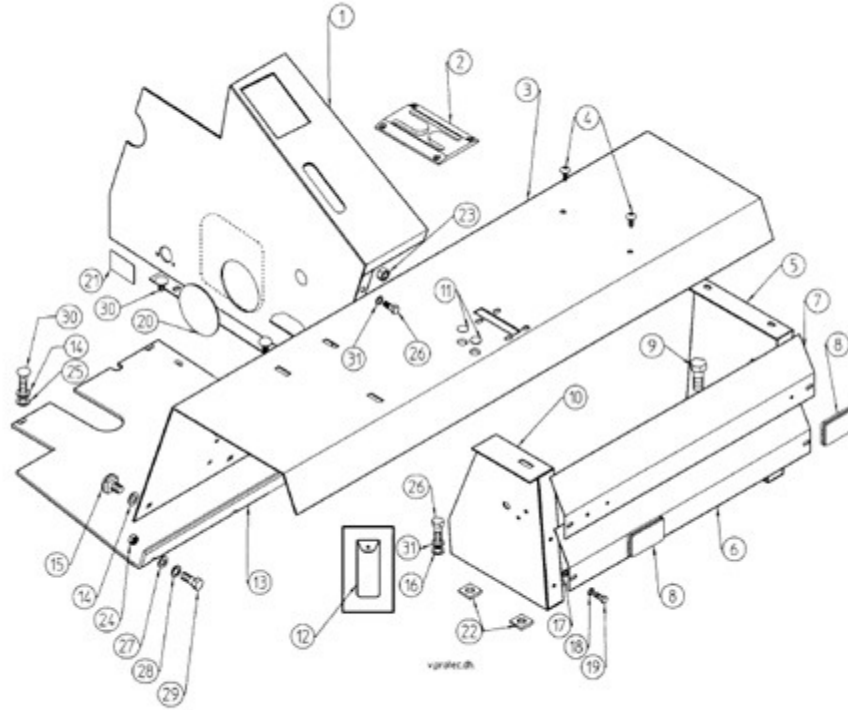


FIGURE	REFERENCE	DENOMINATION	AMOUNT
001	02.30927.00	PROTECTOR	1
001	02.30927.01	PROTECTOR	1
001	02.30927.00	PROTECTOR	1
001	02.30927.01	PROTECTOR	1
002	40.00930.00	SUPPORT PLATE	1
003	39.00923.02	MUDGUARD	1
003	02.00923.03	GUARDABARROS 283X312X1200	1
004	603.08020.86	SCREW DIN933 M8x20	4
005	02.11923.00	PANEL	1
006	02.20922.00	ENGINE GUARD	1
007	02.21922.01	ENGINE GUARD	1
008	14.40901.00	RED REFLECTOR	2
009	603.08015.86	SCREW DIN933 M8x15	4
010	02.10923.00	PANEL	1
011	02.32016.00	CAP	1
012	01.00036.01	TOOLS-BAG	1

013	37.00726.22	PLATE	1
013	39.00726.02	PLATE	1

## 08. BODYWORK PROTECTORS

FIGURE	REFERENCE	DENOMINATION	AMOUNT
014	104.10000.00	WASHER DIN7980 D10	4
015	605.10024.66	SCREW DIN603	4
016	104.08000.00	WASHER DIN7980 D8	6
017	727.06004.86	CAGED NUT M6x4	4
018	104.06000.00	WASHER DIN7980 D6	4
019	603.06015.86	SCREW DIN933 M6x15	4
020	02.00757.01	CAP	1
021	02.00826.00	PERFIL GOMA 5x50x120	1
022	117.09000.66	WASHER DIN434*	4
023	701.08000.66	NUT DIN934 M8X1,25	1
024	701.10000.66	NUT DIN934 M10x1.5	1
025	101.08000.66	WASHER DIN125 D8	6
026	603.08025.86	SCREW DIN933 M8x25	4
027	104.12000.00	WASHER DIN7980 D12	3
028	101.12000.66	WASHER DIN125 D12	3
029	605.12030.66	SCREW DIN603	3
030	605.08025.86	SCREW	4
031	104.08000.00	WASHER DIN7980 D8	4



# 08. BODYWORK

## PROTECTORS

CHASSIS: 65657

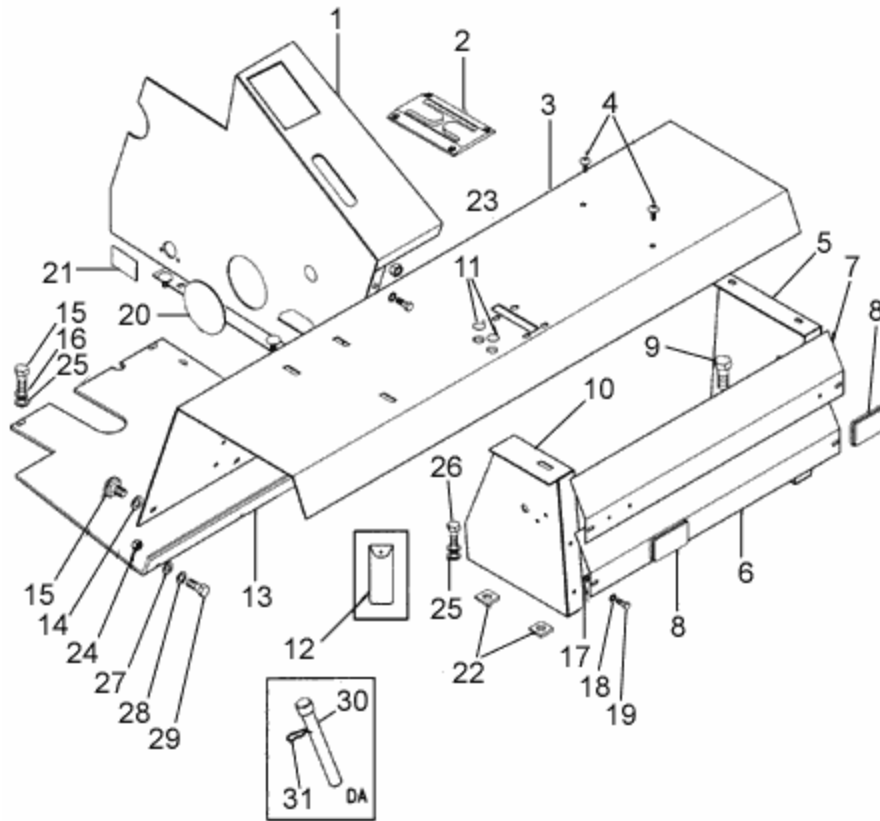


FIGURE	REFERENCE	DENOMINATION	AMOUNT
001	02.30927.00	PROTECTOR	1
001	02.30927.01	PROTECTOR	1
002	40.00930.00	SUPPORT PLATE	1
003	02.00923.02	MUDGUARD	1
004	603.08020.96	SCREW DIN933	4
005	02.11923.00	PANEL	1
006	02.20922.00	ENGINE GUARD	1
007	02.21922.01	ENGINE GUARD	1
008	14.40901.00	RED REFLECTOR	2
009	603.08015.86	SCREW DIN933 M8x15	4
010	02.10923.00	PANEL	1
011	02.32016.00	CAP	1
012	01.00036.01	TOOLS-BAG	1
013	37.00726.22	PLATE	1
014	104.08000.00	WASHER DIN7980 D8	4
015	630.08020.96	SCREW ISO7380	4

016	104.08000.00	WASHER DIN7980 D8	6
017	727.06004.86	CAGED NUT M6x4	4

## 08. BODYWORK PROTECTORS

CHASSIS: 65657

FIGURE	REFERENCE	DENOMINATION	AMOUNT
018	104.06000.00	WASHER DIN7980 D6	4
019	603.06015.96	SCREW	4
020	02.00757.01	CAP	1
021	02.00826.00	PERFIL GOMA 5x50x120	1
022	117.09000.66	WASHER DIN434*	4
023	701.08000.66	NUT DIN934 M8X1,25	1
024	701.10000.66	NUT DIN934 M10x1.5	1
025	101.08000.66	WASHER DIN125 D8	6
026	603.08025.86	SCREW DIN933 M8x25	4
027	104.10000.00	WASHER DIN7980 D10	3
028	101.10000.66	WASHER DIN125 D10	3
029	605.10020.66	SCREW DIN603	3
030	14.07167.00	AXLE CIL/CPA	1
031	15.00836.01	PIN DIN11024	1

## 08. BODYWORK

### MUDFLAPS

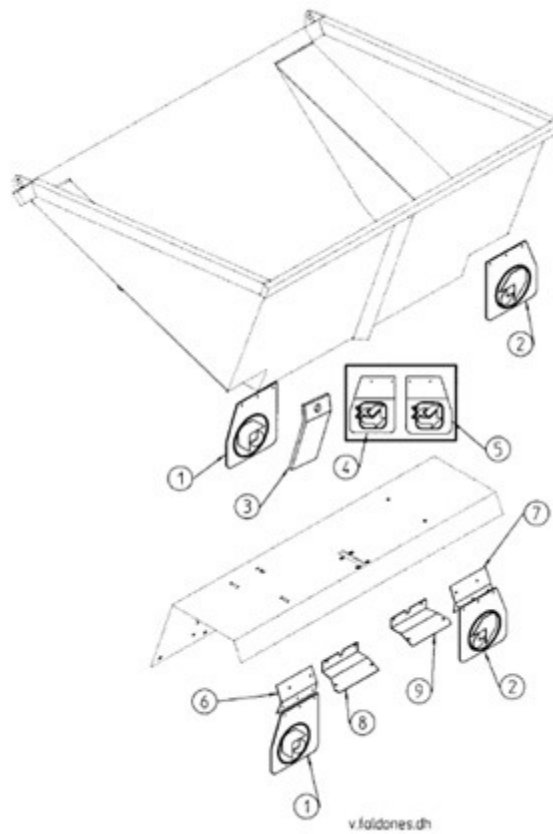


FIGURE	REFERENCE	DENOMINATION	AMOUNT
001	09.01831.00	GUARD	2
002	09.01829.00	GUARD	2
003	09.00654.00	SHEET SUPPORT	2
004	09.11831.01	GUARD	2
005	09.11829.01	GUARD	2
006	09.01832.00	BRACKET ANG.	1
007	09.01830.00	BRACKET ANG.	1
008	09.01827.00	SUPPORT PLATE	1
009	09.01828.00	SUPPORT PLATE	1

## 08. BODYWORK

### MUDFLAPS

CHASSIS: 64002

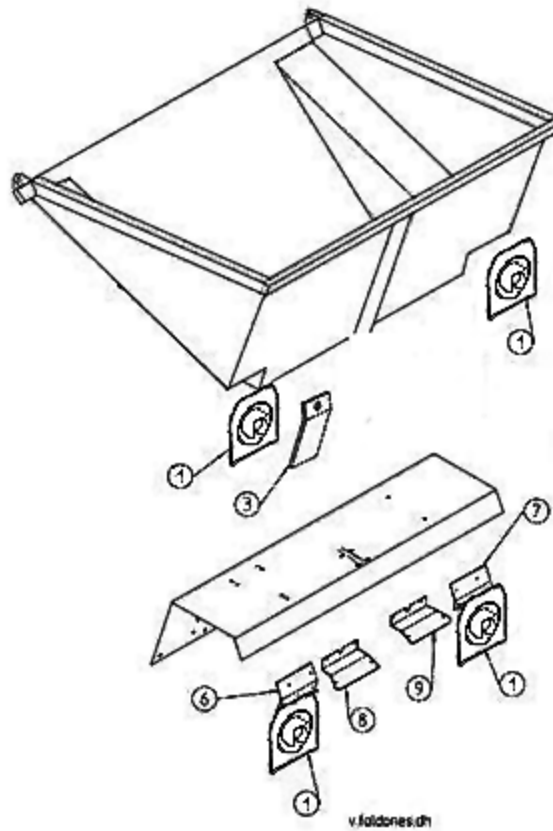
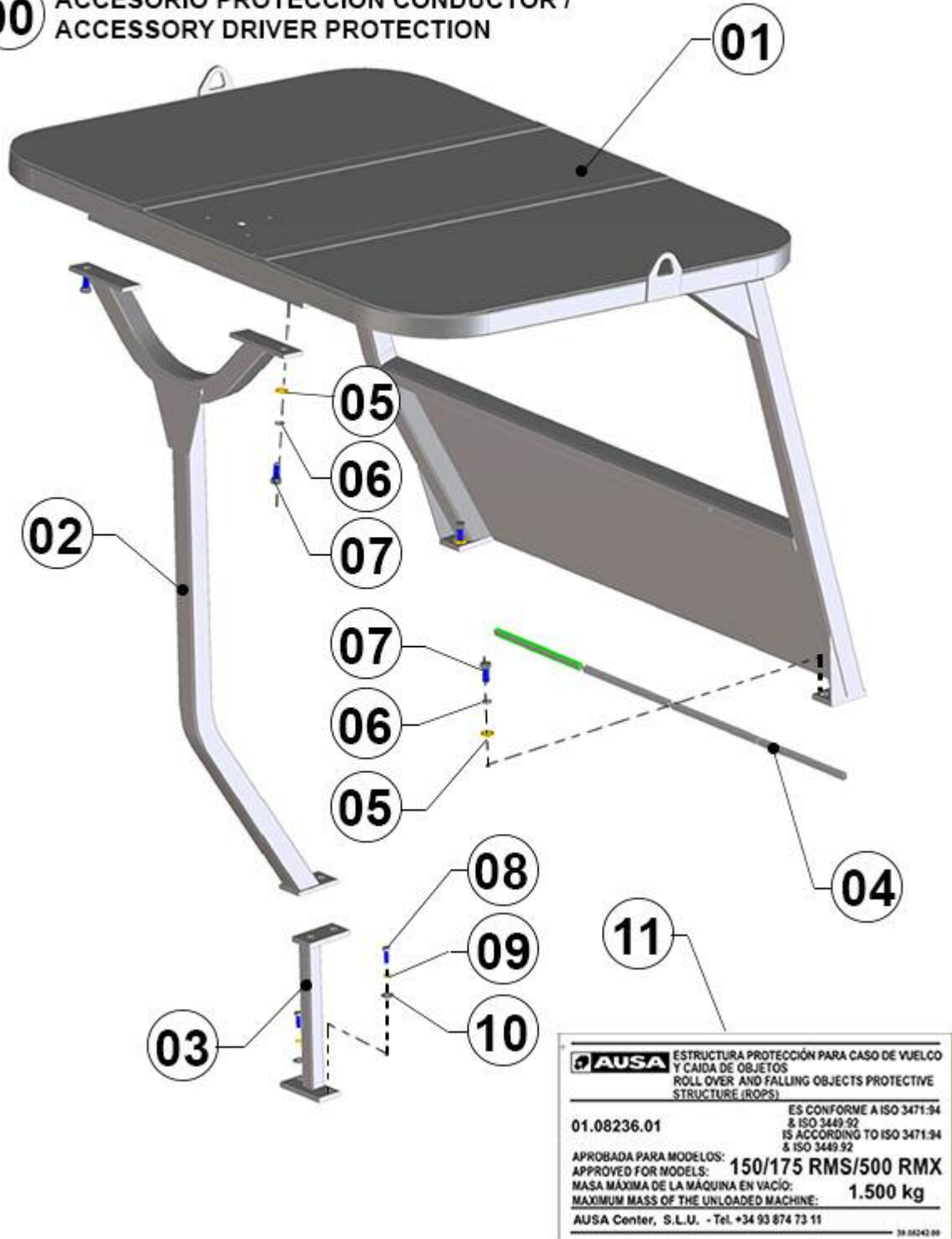


FIGURE	REFERENCE	DENOMINATION	AMOUNT
001	09.01840.00	GUARD	4
003	09.00654.00	SHEET SUPPORT	2
006	09.01832.00	BRACKET ANG.	1
007	09.01830.00	BRACKET ANG.	1
008	09.01827.00	SUPPORT PLATE	1
009	09.01828.00	SUPPORT PLATE	1

## 08. BODYWORK

### DRIVER PROTECTOR ROOF

**00** ACCESORIO PROTECCIÓN CONDUCTOR /  
ACCESSORY DRIVER PROTECTION



<b>AUSA</b>	ESTRUCTURA PROTECCIÓN PARA CASO DE VUELCO Y CAIDA DE OBJETOS
	ROLL OVER AND FALLING OBJECTS PROTECTIVE STRUCTURE (ROPS)
01.08236.01	ES CONFORME A ISO 3471:94 & ISO 3449:92 IS ACCORDING TO ISO 3471:94 & ISO 3449:92
APROBADA PARA MODELOS: APPROVED FOR MODELS:	<b>150/175 RMS/500 RMX</b>
MASA MÁXIMA DE LA MÁQUINA EN VACÍO: MAXIMUM MASS OF THE UNLOADED MACHINE:	<b>1.500 kg</b>
AUSA Center, S.L.U. - Tel. +34 93 874 73 11	

FIGURE	REFERENCE	DENOMINATION	AMOUNT
000	01.08236re00	DRIVER GUARD (150)	1
001	01.08237.21	DRIVER GUARD	1

002	01.08237.20	ROD	1
003	02.00788.00	FIXING SUPPORT	1
004	01.08520RE00	GUM PROFILE 8X15	1
005	101.12000.66	WASHER DIN125 D12	4
006	104.12000.00	WASHER DIN7980 D12	4
007	603.12030.86	SCREW DIN933 M12x30	4
008	603.08025.86	SCREW DIN933 M8x25	2
009	104.08000.00	WASHER DIN7980 D8	2
010	112.08000.66	WASHER DIN9021 D8	2
011	39.08242.00	PLATE AD. INDI	1

## 08. BODYWORK SEAT

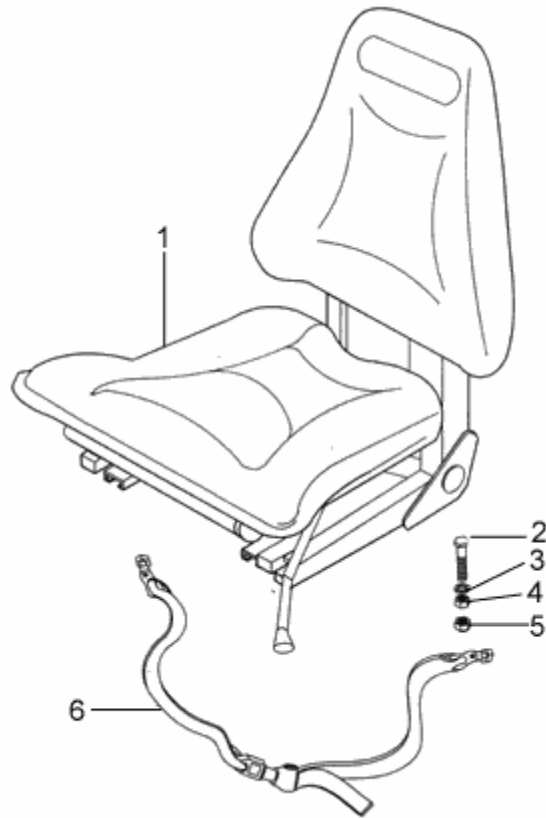


FIGURE	REFERENCE	DENOMINATION	AMOUNT
001	01.00706.07	DRIVER S SEAT	1
002	605.10025.66	SCREW DIN606	4
003	104.10000.00	WASHER DIN7980 D10	4
004	701.10000.66	NUT DIN934 M10x1.5	4
005	711.10000.66	SHOCK ABSORBER	4
006	45.60002.01	BELT	1

# 10. HYDRAULIC INSTALLATION SERVICE DIAGRAM

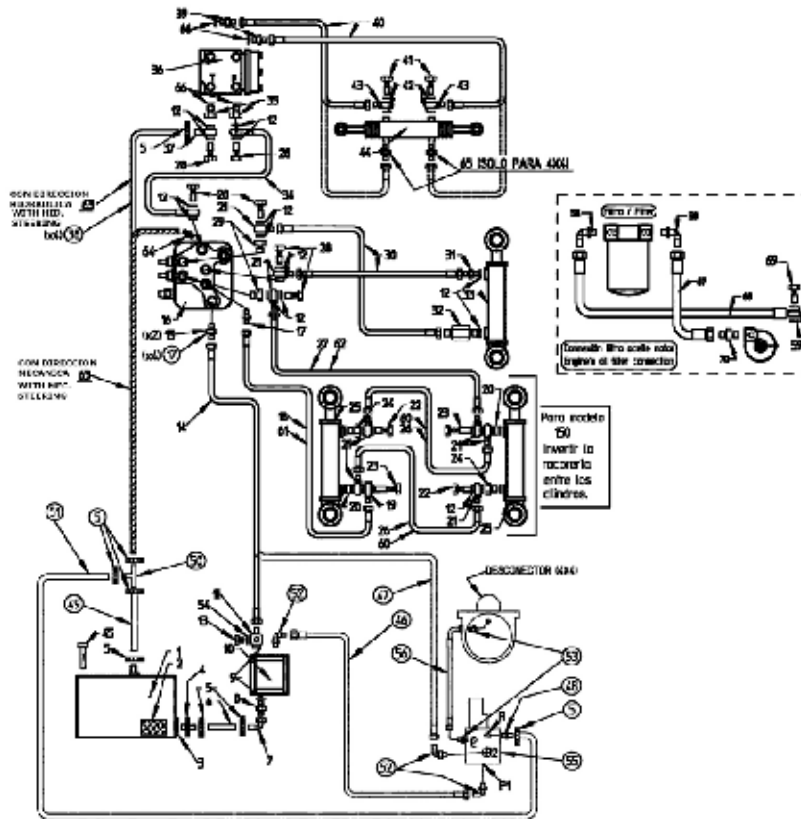


FIGURE	REFERENCE	DENOMINATION	AMOUNT
001	02.09240.03	OIL TANK	1
002	09.00630.61	OIL FILTER ASP. 25 L/MIN	1
003	201.75003.50	O-RING DIN3770 75x81x3	1
004	02.01432.02	AD. FILTER SUPPORT	1
005	912.20032.00	CLAMP	9
006	46.00304.00	TUBO GOMA B/P 15x25x490	1
007	08.30620.00	ADMISSION TUBE	1
008	43.01425.00	FITTING M/M 1/2G-1/2G	1
009	08.00316.00	METALLIC GASKET BUNA D1/2 G	6
010	15.01205.02	BOMBA HIDR. 10.6cm3.CON.36.5	1
011	08.00311.01	NIPPLE	1
012	08.00317.00	METALLIC GASKET BUNA D3/8	1
013	08.00320.00	NIPPLE SCREW SIM.	1
014	54.01819.01	HOSE R2T1/2	1
015	08.00313.00	FITTING M/M 1/2 G-3/8 G	1
016	08.00330.00	CONTROL VALVE 2E	1



017	08.00319.00	NIPPLE M/M	3
018	14.01324.00	HOSE R1T3/8	1

## 10. HYDRAULIC INSTALLATION SERVICE DIAGRAM

FIGURE	REFERENCE	DENOMINATION	AMOUNT
019	09.01203.00	VALVULA RETENCION 3/8G COMP	1
020	14.01315.00	BUSH	1
021	08.00298.00	NIPPLE O/M	1
022	08.00315.00	NIPPLE SCREW SIM.	1
023	14.01316.00	NIPPLE SCREU DOUBLE	1
025	14.01100.03	CYLINDER D/E	1
026	14.01327.00	HOSE R1T3/8	2
027	10.11428.00	HOSE R1T3/8	1
028	08.00315.00	NIPPLE SCREW SIM.	1
029	10.01352.00	NIPPLE M/H	1
030	43.01031.01	HOSE R1T3/8	2
031	08.00319.00	NIPPLE M/M	1
032	09.01203.01	VALVE	1
033	55.01220.02	CYLINDER D/E	1
034	02.30368.00	HOSE R1T3/8	1
035	43.10290.00	TUBO GOMA B/P 15x25x1250	1
036	10.00685.01	STEERING VALVE X4	1
037	08.00297.00	NIPPLE O/TB	1
038	10.16885.00	TUBO GOMA B/P 15X25X520	1
039	52.00108.00	NIPPLE M/M	1
040	02.00145.00	HOSE R1T1/4	2
041	28.00340.00	SIMPLE SCREW FITTING 1/4 Gx26	1
042	28.00341.00	METALLIC GASKET BUNA D1/4	1
043	28.00339.00	NIPPLE O/M	1
044	01.00617.15	CILINDRO D/E DIREC. COMP	1
045	02.00924.00	TANK OIL 18L	1
046	10.00698.00	HOSE R1T3/8	1
047	10.11427.00	HOSE R1T3/8	1
048	46.50677.00	NIPPLE	1
049	10.01358.00	TUBO GOMA B/P 15x25x1900	1
050	09.00692.00	NIPPLE	1
051	08.00130.00	TUBO GOMA B/P 8X14X1200	1

052	08.00313.00	FITTING M/M 1/2 G-3/8 G	2
053	09.00340.00	NIPPLE M/M	2
054	201.19002.50	O-RING DIN3770	1
055	10.03220.00	VALVE	1

## 10. HYDRAULIC INSTALLATION SERVICE DIAGRAM

FIGURE	REFERENCE	DENOMINATION	AMOUNT
056	10.16880.00	"HOSE R1T3/16" " "	1
057	08.00313.00	FITTING M/M 1/2 G-3/8 G	1
058	43.01454.00	ELBOW C90M/M NIPPLE	2
059	46.10871.00	JUNTA MET. BUNA M16X1.5	2
060	15.01235.00	HOSE R1T3/8	2
061	10.11427.00	HOSE R1T3/8	1
062	01.01452.00	HOSE R1T3/8	1
063	43.10290.00	TUBO GOMA B/P 15x25x1250	1
064	08.00301.02	NIPPLE M/TB	1
065	28.00337.00	FITTING M/M 1/4 G-1/4 G	1
066	106.21000.20	WASHER CU	4
067	09.13801.00	TUBO R1T3/8 1600 O-TL G	1
068	09.13802.00	TUBE R1T3 / August 1600 TL TL-G C90	1
069	46.10863.00	RACOR TOR. SIMPLE M16X1.5	1
070	70.10273.00	RACOR M/M M18X1.5-M16X1.5	1

# 10. HYDRAULIC INSTALLATION ACTIONAMENT WITH HYDRAULIC STEERING

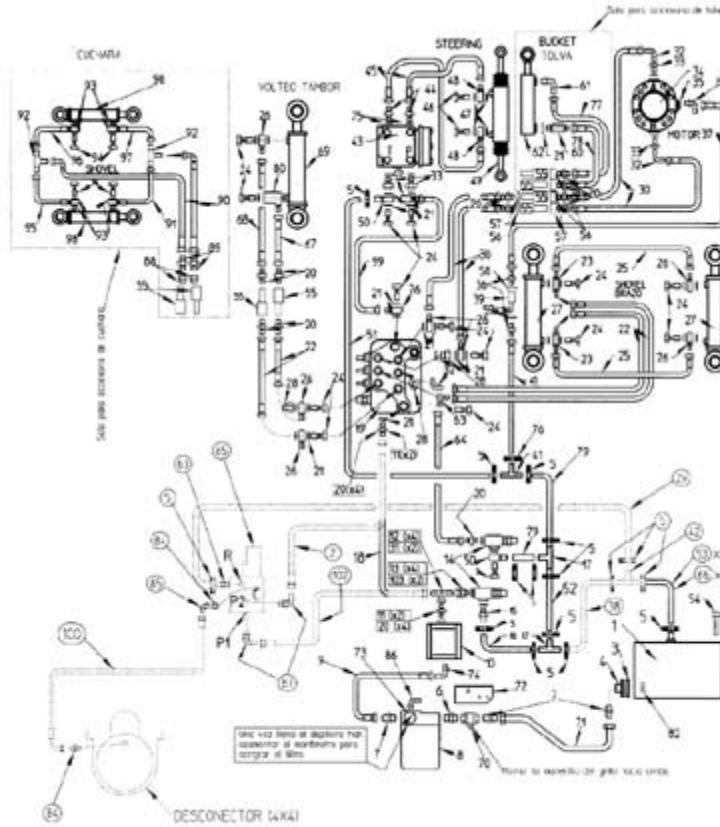


FIGURE	REFERENCE	DENOMINATION	AMOUNT
001	02.00924.03	TANK	1
001	02.00924.03	TANK	1
002	09.00630.61	OIL FILTER ASP. 25 L/MIN	1
002	09.00630.61	OIL FILTER ASP. 25 L/MIN	1
003	201.75003.50	O-RING DIN3770 75x81x3	1
003	201.75003.50	O-RING DIN3770 75x81x3	1
004	02.01432.01	COVER HANDHOLE	1
004	02.01432.01	COVER HANDHOLE	1
005	912.20032.00	CLAMP	9
005	912.20032.00	CLAMP	9
006	46.00304.00	TUBO GOMA B/P 15x25x490	1
006	46.00304.00	TUBO GOMA B/P 15x25x490	1
007	08.30620.00	ADMISSION TUBE	1
007	08.30620.00	ADMISSION TUBE	1
008	47.01432.00	NIPPLE M/M	1
008	47.01432.00	NIPPLE M/M	1

009	08.00316.00	METALLIC GASKET BUNA D1/2 G	6
009	08.00316.00	METALLIC GASKET BUNA D1/2 G	6

## 10. HYDRAULIC INSTALLATION

### ACTIONAMENT WITH HYDRAULIC STEERING

FIGURE	REFERENCE	DENOMINATION	AMOUNT
010	16.00110.01	HYDR. PUMP	1
010	16.00110.01	HYDR. PUMP	1
011	08.00311RE00	NIPPLE O/M	1
011	08.00311RE00	NIPPLE O/M	1
012	08.00317.00	METALLIC GASKET BUNA D3/8	27
012	08.00317.00	METALLIC GASKET BUNA D3/8	27
013	08.00320.00	NIPPLE SCREW SIM.	1
013	08.00320.00	NIPPLE SCREW SIM.	1
014	54.01819.01	HOSE R2T1/2	1
014	54.01819.01	HOSE R2T1/2	1
015	08.00313.00	FITTING M/M 1/2 G-3/8 G	1
015	08.00313.00	FITTING M/M 1/2 G-3/8 G	1
016	08.00330.00	CONTROL VALVE 2E	1
016	08.00330.00	CONTROL VALVE 2E	1
017	08.00319.00	NIPPLE M/M	3
018	14.01324.00	HOSE R1T3/8	1
019	09.01203RE00	VALVE	1
020	14.01315.00	BUSH	2
021	08.00298.00	NIPPLE O/M	6
022	08.00315.00	NIPPLE SCREW SIM.	2
023	14.01316.00	NIPPLE SCREW DOUBLE	2
024	10.01353.00	NIPPLE M/H	2
025	14.01100.03	CYLINDER D/E	1
027	10.11428.00	HOSE R1T3/8	1
028	08.00315.00	NIPPLE SCREW SIM.	3
029	10.01352.00	NIPPLE M/H	1
030	43.01031.01	HOSE R1T3/8	2
031	08.00319.00	NIPPLE M/M	1
032	09.01203RE01	VALVE	1
033	55.01220.02	CYLINDER D/E	1
034	02.30368.00	HOSE R1T3/8	1
035	43.10290.00	TUBO GOMA B/P 15x25x1250	1

036	09.06130RE00	STEERING VALVE WITH FITINGS	1
037	08.00297.00	NIPPLE O/TB	1
038	10.16885.00	TUBO GOMA B/P 15X25X520	1
039	52.00108.00	NIPPLE M/M	1

## 10. HYDRAULIC INSTALLATION ACTIONAMENT WITH HYDRAULIC STEERING

FIGURE	REFERENCE	DENOMINATION	AMOUNT
040	02.00145.00	HOSE R1T1/4	1
041	28.00340.00	SIMPLE SCREW FITTING 1/4 Gx26	1
042	28.00341.00	METALLIC GASKET BUNA D1/4	1
043	28.00339.00	NIPPLE O/M	1
044	01.00617.15	CILINDRO D/E DIREC. COMP	1
045	02.00924.03	TANK	1
046	10.00698.00	HOSE R1T3/8	1
047	10.11427.00	HOSE R1T3/8	1
048	46.50677.00	NIPPLE	1
049	10.01358.00	TUBO GOMA B/P 15x25x1900	1
050	09.00692.00	NIPPLE	1
051	08.00130.00	TUBO GOMA B/P 8X14X1200	1
052	43.01453.00	ELBOW C90M/M NIPPLE	2
053	09.00340.00	NIPPLE M/M	2
054	43.50114.00	ELBOW C90M/H NIPPLE	1
055	10.03220.00	VALVE	1
056	10.16880.00	"HOSE R1T3/16" "	1
057	08.00313.00	FITTING M/M 1/2 G-3/8 G	1
058	16.01371.00	NIPPLE O/TB	1
059	16.01372.00	NIPPLE SCREW SIM.	1
060	15.01235.00	HOSE R1T3/8	2
061	10.11427.00	HOSE R1T3/8	1
062	01.01452.00	HOSE R1T3/8	1
063	43.10290.00	TUBO GOMA B/P 15x25x1250	1

## 10. HYDRAULIC INSTALLATION DISTRIBUTOR AND HYDRAULIC PUMP

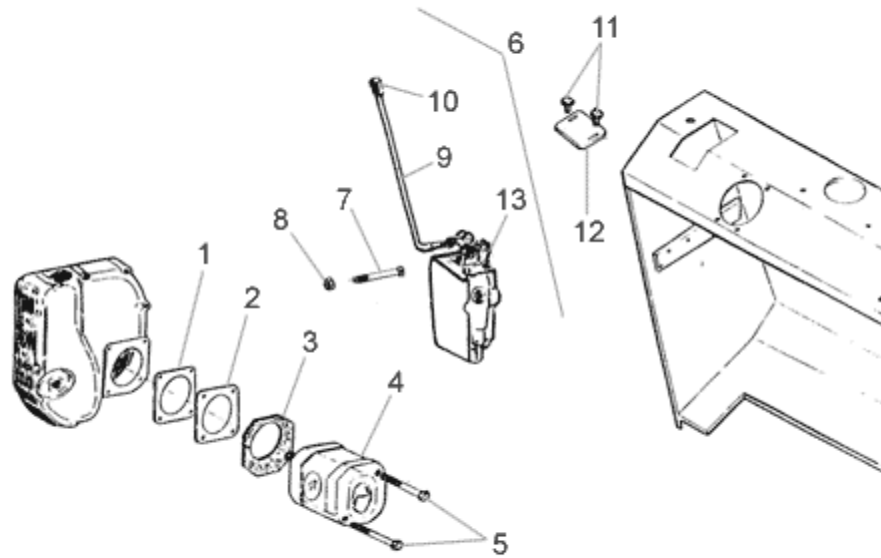


FIGURE	REFERENCE	DENOMINATION	AMOUNT
001	81.03102.26	PAPER GAKET	1
002	81.93101.16	COVER	1
003	52.01352.00	PAPER GASKET	1
004	15.01205.02	BOMBA HIDR. 10.6cm3.CON.36.5	1
005	604.10100.86	SCREW DIN931	2
006	08.00330.00	CONTROL VALVE 2E	1
007	604.08060.86	SCREW DIN931 M8x60	2
008	711.08000.66	NUT DIN982 M8	2
009	09.01451.00	CONTROL LEVER	2
010	60.01007.00	KNOB	2
011	59.10738.00	SCREW	2
012	03.11103.00	PLATE	1
013	45.11450.10	FIXING SUPPORT	1

## 10. HYDRAULIC INSTALLATION

### OIL TANK

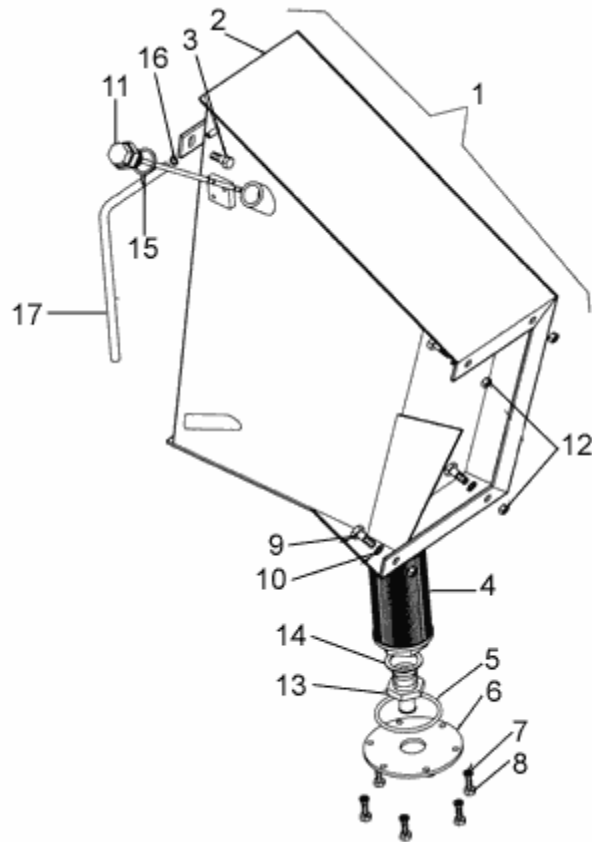


FIGURE	REFERENCE	DENOMINATION	AMOUNT
001	02.09240.03	OIL TANK	1
002	02.00924.02	TANK	1
003	603.08025.86	SCREW DIN933 M8x25	2
004	09.00630.61	OIL FILTER ASP. 25 L/MIN	1
005	201.75003.50	O-RING DIN3770 75x81x3	1
006	02.01432.01	COVER HANDHOLE	1
007	104.06000.00	WASHER DIN7980 D6	6
008	603.06015.86	SCREW DIN933 M6x15	6
009	603.08020.86	SCREW DIN933 M8x20	4
010	104.08000.00	WASHER DIN7980 D8	4
011	09.00631.00	ROD OIL LEVEL	1
012	701.08000.66	NUT DIN934 M8X1,25	4
013	02.01433.00	SOP. FILTRO ASP. 18x41	1
014	45.01423.00	GASKET	1
015	08.00316.01	GASKET MET. BUNA	1
016	912.09000.66	CLAMP	1



017

43.00750.08

TUBO PLAS. TRANS. 6x9x500

1



## 11. ELECTRIC INSTALLATION

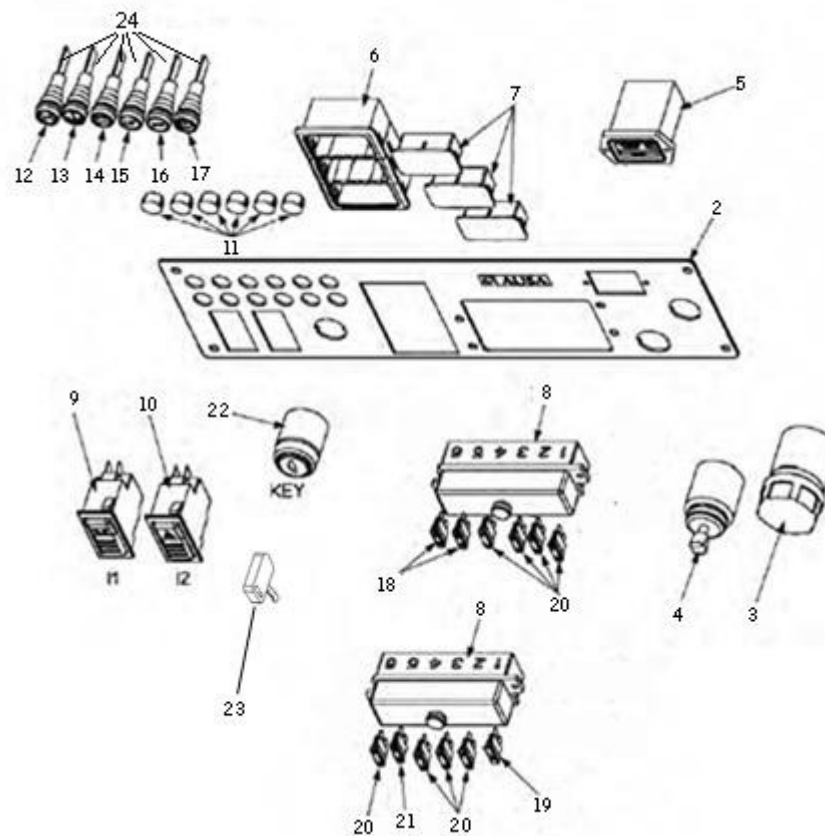


FIGURE	REFERENCE	DENOMINATION	AMOUNT
001	09.09231.02	DASH, PANEL	1
002	09.00924.20	TAPA. 2X104X396 MANDOS ELEC.	1
003	43.50023.00	0	1
004	43.50026.00	CONMUTATOR	1
005	IM.20100.00	CONTADOR HORAS	1
006	IM.20102.00	CAJA. 3VIAS SWF	1
007	IM.20103.00	TAPA. INTERRUPTOR	3
008	IM.20104.00	CAJA. PORTAFUSIBLES 6 U.	2
009	12.11052.00	ROTARY LIGHT SWITCH	1
010	12.11050.00	TULIPA INTERRUPTOR WARNING	1
011	IM.20106.00	TAPON. ESPIAS D13	6
012	IM.20107.00	INTERMITTENT LIGHT INDICATOR	1
013	IM.20108.00	WATER TEMPERATURE INDICATOR	1
014	IM.20110.00	GENERATOR INDICATOR	1
015	IM.20109.00	OIL PRESSURE INDICATOR	1
016	IM.20111.00	LUZ TESTIGO LUZ POSIC.	1

017	IM.20112.00	BEAM LIGHTS INDICATOR	1
018	43.50029.00	FUSIBLE 7.5A	2

## 11. ELECTRIC INSTALLATION

FIGURE	REFERENCE	DENOMINATION	AMOUNT
019	43.50035.00	DIODE	1
020	43.50032.00	FUSE 15A	8
021	43.50043.00	FUSE 20A	1
022	01.00823.03	CONMUTATOR	1
023	01.08223.03	KEY	1
024	IM.20105.00	LAMP 12V	1

## 11. ELECTRIC INSTALLATION

### LIGHTING PANEL HATZ


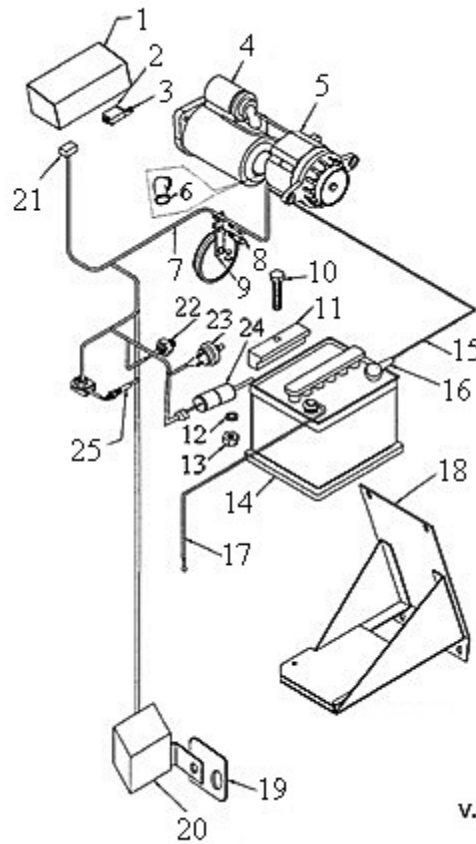


FIGURE	REFERENCE	DENOMINATION	AMOUNT
001	40.09220.01	DASH, PANEL	1
002	01.00823.03	CONMUTATOR	1
003	58.15340.00	HORN	1
004	IM.20108.00	WATER TEMPERATURE INDICATOR	1
005	IM.20110.00	GENERATOR INDICATOR	1
006	IM.20109.00	OIL PRESSURE INDICATOR	1
007	09.00922.03	BOX.	1
008	09.00924.00	COVER SOP. 2X104X155 CONTROL ELE	1
009	12.11052.00	ROTARY LIGHT SWITCH	1
010	12.11051.00	HORN SWITCH	1
011	IM.20103.00	TAPA. INTERRUPTOR	1
012	01.08223.03	KEY	1

## 11. ELECTRIC INSTALLATION KUBOTA



v.i.e.a.perkins.rm

FIGURE	REFERENCE	DENOMINATION	AMOUNT
001	09.92400.01	DASH, PANEL	1
002	43.10621.00	BOX.	1
003	43.10621.00	BOX.	1
004	09.02124.00	STARTER ENGINE	1
005	09.02123.00	GENERATOR	1
006	01.00855.00	ACC. FORK	1
007	09.01501.01	LENGTH ELEC. INSTAL.	1
008	603.08025.86	SCREW DIN933 M8x25	2
009	00.09034.00	HORN	1
010	603.08015.86	SCREW DIN933 M8x15	1
011	20.11101.00	FIXATION SUPPORT 2X10X70	1
012	104.08000.00	WASHER DIN7980 D8	1
013	701.08000.66	NUT DIN934 M8X1,25	1
014	00.09035.01	BATTERY	1
015	01.00841.02	ELECTRICAL CABLE	1
016	46.10002.00	TERMINAL PROTECTOR	1

017	15.01444.00	ELECTRICAL CABLE	1
018	02.01926.02	BATTERY SUPPORT	1

## 11. ELECTRIC INSTALLATION

### KUBOTA

FIGURE	REFERENCE	DENOMINATION	AMOUNT
019	45.04113.11	STRIP SUPPORT	1
020	43.01530.02	RELAY 40 AMP. 5 CONTAC. 6.3MM	1
021	810.00000.00	#N/A	1
022	09.02127.00	SENSOR	1
023	09.02126.00	SENSOR	1
024	09.02128.00	STOP ELECTROMAGNET PERKINS	1
025	09.02129.00	SPARK PLUG	1

## 03. 4WD TRANSMISSION

### REAR AXLE

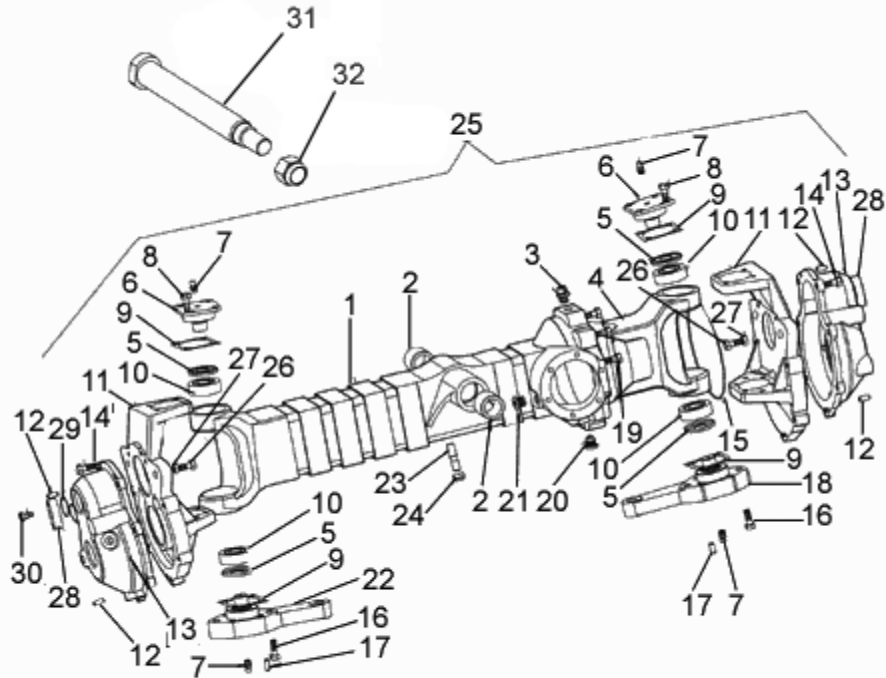


FIGURE	REFERENCE	DENOMINATION	AMOUNT
001	39.10606.01	RIGHT AXLE HOUSING	1
002	39.10616.00	BUSH	2
003	52.00365.00	CAP	1
004	39.10605.00	LEFT ASCLE HOUSING	1
005	223.02047.66	RING 0,5 MM.	4
006	39.10614.00	SHAFT CIL/CIL	2
007	901.08000.33	GREASER DIN71412-A M8x1,25	4
008	601.08020.86	SCREW DIN912	8
009	39.10641.00	REGUL SPACER	4
009	39.10641.01	REGUL SPACER	4
010	307.20015.00	BEARING DIN720	4
011	39.10602.00	FLANGE	2
012	403.06020.00	PIN	4
013	39.10601.02	FLANGE	2
014	603.08030.86	SCREW DIN933 M8X30	14
015	201.14602.50	O-RING DIN3770	1

016	601.08040.86	SCREW DIN912	8
017	403.10035.00	PIN DIN6325 D10X35	2

### 03. 4WD TRANSMISSION REAR AXLE

FIGURE	REFERENCE	DENOMINATION	AMOUNT
018	39.10625.00	LEFT STEERING SUPPORT	1
019	603.10025.96	SCREW DIN933	12
020	10.00921.00	CAP M14X150 DIN908	1
021	80.01035.01	CAP	1
022	39.10626.00	RIGHT STEERING SUPPORT	1
023	15.00357.00	STUD DIN939 M12x1,75	4
024	711.12000.66	NUT DIN982 M12	4
025	39.00500.11	PUENTE DIRECTRIZ 4X4 DUMPER	1
026	603.12035.86	SCREW DIN933	4
027	701.12000.60	NUT	4
028	39.10651.00	COVER	2
029	201.04515.50	O-RING DIN3770	2
030	610.05010.86	SCREW DIN6912	6
031	01.00627.02	AXLE CIL/ROS	1
032	718.18000.66	NUT	1

## 03. 4WD TRANSMISSION

### REAR AXLE

CHASSIS: 54188

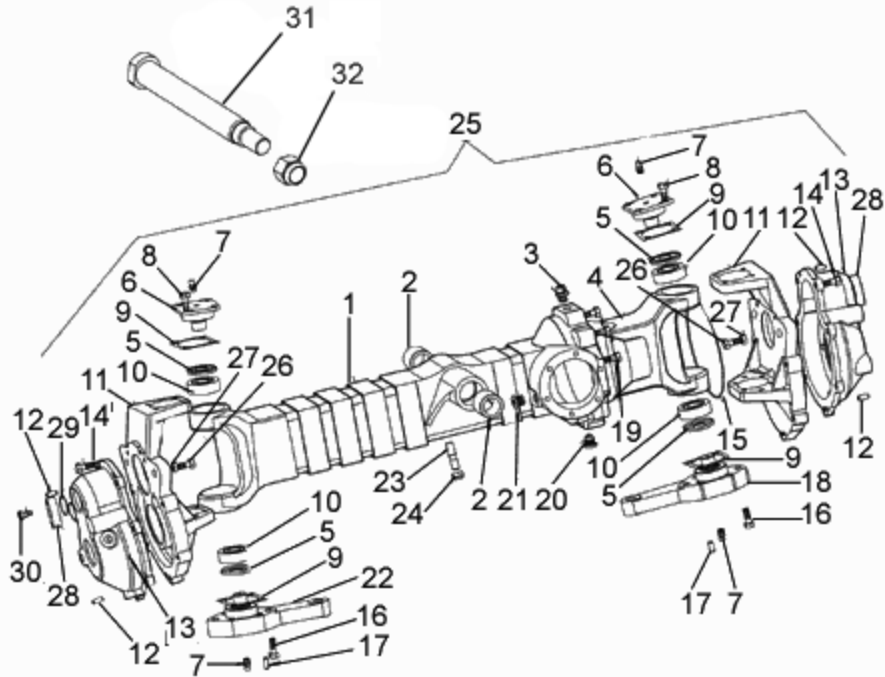


FIGURE	REFERENCE	DENOMINATION	AMOUNT
001	39.10606.01	RIGHT AXLE HOUSING	1
002	39.10616.00	BUSH	2
003	20.03104.00	CAP	1
004	39.10605.00	LEFT ASCLE HOUSING	1
005	223.02047.66	RING 0,5 MM.	4
006	39.10614.00	SHAFT CIL/CIL	2
007	901.08000.33	GREASER DIN71412-A M8x1,25	4
008	601.08020.86	SCREW DIN912	8
009	39.10641.00	REGUL SPACER	4
009	39.10641.01	REGUL SPACER	4
010	307.20015.00	BEARING DIN720	4
011	39.10602.00	FLANGE	2
012	403.06020.00	PIN	4
013	39.10601.02	FLANGE	2
014	603.08030.86	SCREW DIN933 M8X30	14
015	201.14602.50	O-RING DIN3770	1



016	601.08040.86	SCREW DIN912	8
017	403.10035.00	PIN DIN6325 D10X35	2

### 03. 4WD TRANSMISSION

#### REAR AXLE

CHASSIS: 54188

FIGURE	REFERENCE	DENOMINATION	AMOUNT
018	39.10625.00	LEFT STEERING SUPPORT	1
019	603.10025.96	SCREW DIN933	12
020	10.00921.00	CAP M14X150 DIN908	1
021	80.01035.01	CAP	1
022	39.10626.00	RIGHT STEERING SUPPORT	1
023	15.00357.00	STUD DIN939 M12x1,75	4
024	711.12000.66	NUT DIN982 M12	4
025	39.00500.12	STEERING AXLE BIG FOOT	1
026	603.12035.86	SCREW DIN933	4
027	701.12000.60	NUT	4
028	39.10651.00	COVER	2
029	201.04515.50	O-RING DIN3770	2
030	610.05010.86	SCREW DIN6912	6
031	01.00627.02	AXLE CIL/ROS	1
032	718.18000.66	NUT	1

## 03. 4WD TRANSMISSION

### AXLE TRANSMISSION

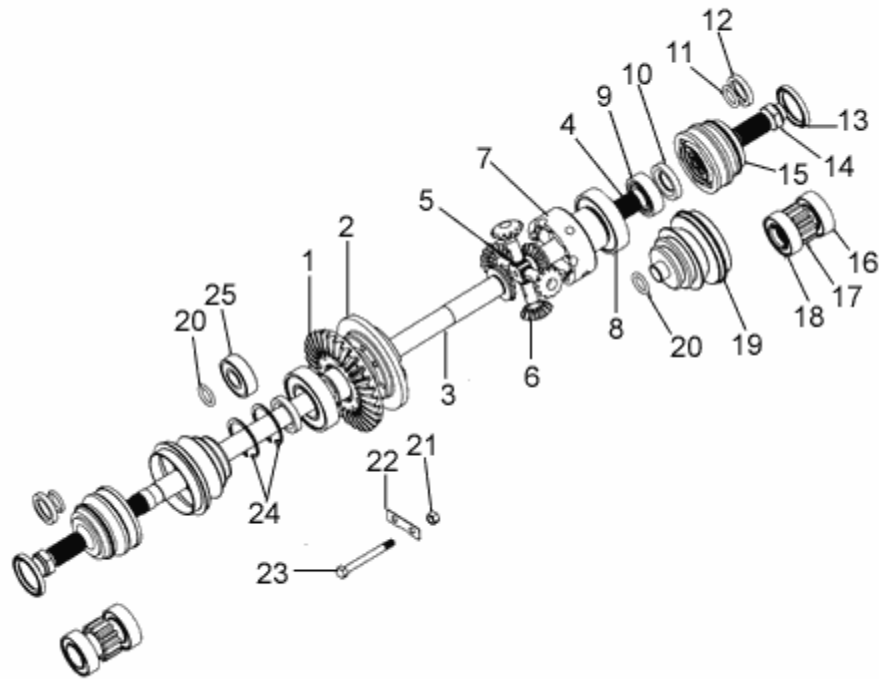


FIGURE	REFERENCE	DENOMINATION	AMOUNT
001	39.00379.00	CROWN	1
002	01.00376.02	CASING	1
003	39.10621.00	GEAR	1
004	39.10622.00	GEAR	1
005	01.00388.00	AXLES	1
006	01.00387.00	GEAR z12	4
007	01.00375.02	CASING	1
008	301.40018.00	BEARING DIN625	2
009	301.20015.00	BEARING DIN625	1
010	202.02508.50	SEAL DIN3760	2
011	201.03002.50	O-RING DIN3770	2
012	39.10615.00	PANEL	2
013	202.04006.50	SEAL DIN3760	2
014	39.10632.00	NUT DIN982 M20x1.5	2
015	39.10630.00	BUSHING	2
016	312.30016.00	BEARING DIN5412	2

017	39.10611.01	GEAR	2
018	301.30016.00	BEARING DIN625	2

### 03. 4WD TRANSMISSION AXLE TRANSMISSION

FIGURE	REFERENCE	DENOMINATION	AMOUNT
019	39.10631.00	DUST EXCLUDER	2
020	201.02104.50	O-RING DIN3770	2
021	01.01302.00	NUT	1
022	01.00389.00	PANEL	1
023	01.00380.00	SCREW DIN931*	1
024	905.52000.00	RING 0,5 MM.	2
025	309.25015.00	BEARING DIN625	1

### 03. 4WD TRANSMISSION TYRE TRANSMISSION

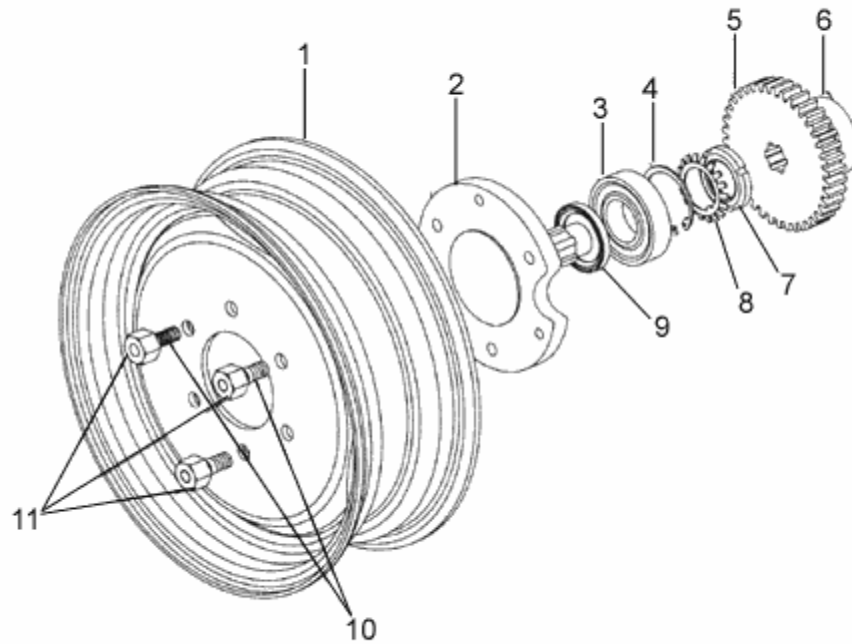


FIGURE	REFERENCE	DENOMINATION	AMOUNT
001	39.10628.00	WHEEL RIM	2
002	39.10613.04	SHAFT CIL/CIL H=6 Z=16	2
003	310.35017.00	BEARING DIN5412	2
004	905.72000.00	RING 0,5 MM.	2
005	39.10612.02	GEAR	2
006	312.25017.00	BEARING DIN5412	2
007	907.30007.00	NUT	2
008	906.30012.00	WASHER MB-6 Ø30	2
009	202.04006.50	SEAL DIN3760	2
010	01.00557.00	STUD DIN940* (108-120)	12
011	01.00549.00	NUT (108-120)	12

### 03. 4WD TRANSMISSION STEERING CYLINDER MOUNTING

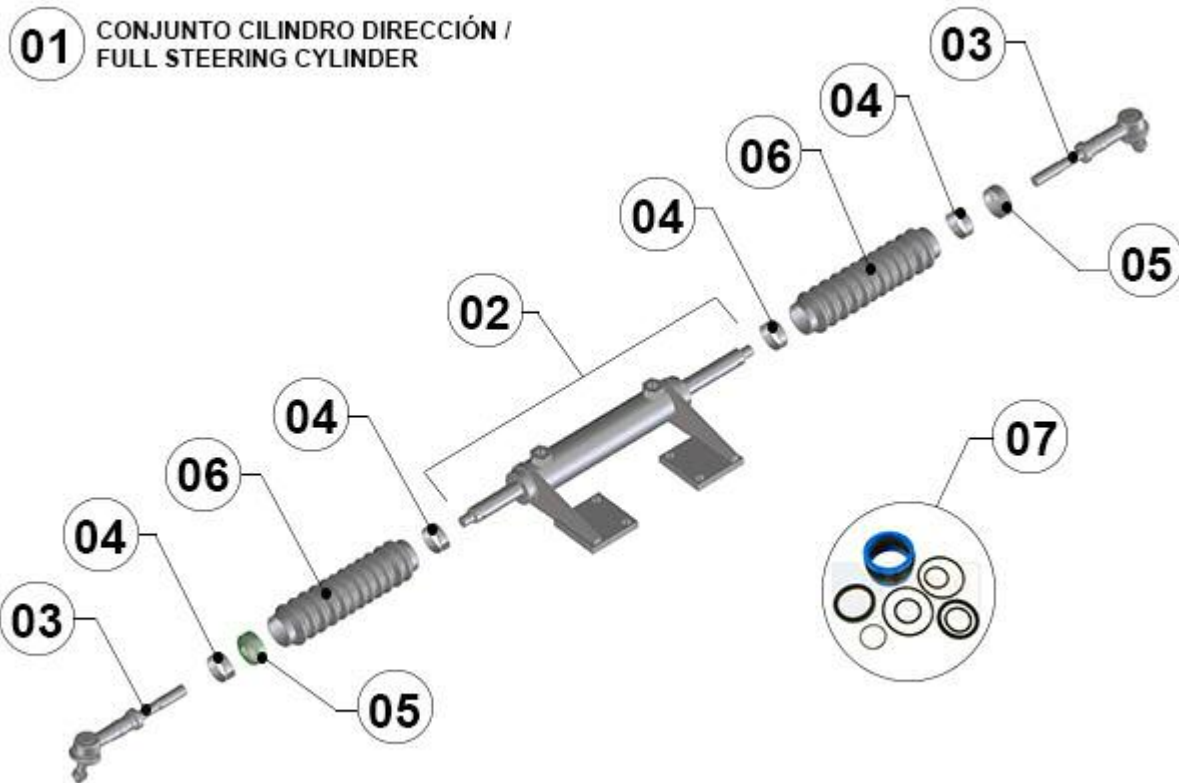


FIGURE	REFERENCE	DENOMINATION	AMOUNT
001	39.00617.12	CILINDRO D/E COMP.	1
002	01.00617.09	CYLINDER D/E	1
003	10.09101.01	L BALL	2
004	912.32050.66	CLAMP DIN3017	4
005	00.05806.01	CAP	2
006	45.01492.00	DUST EXCLUDER	2
007	11.99130.01	GASKET SET CE-11 CIL. DIREC.	1

### 03. 4WD TRANSMISSION DRIVE PINION

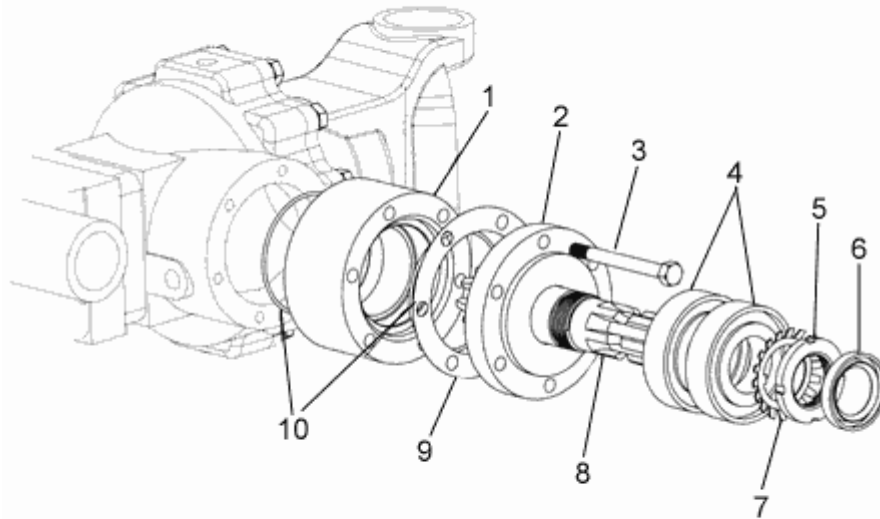


FIGURE	REFERENCE	DENOMINATION	AMOUNT
001	39.10619.00	COUPLING CYL/CYL	1
002	39.10620.00	COVER	1
003	604.08080.86	SCREW DIN931	1
004	307.35018.00	ROLLING BEARING	2
005	907.35008.00	NUT	1
006	216.03007.50	SEAL	1
007	906.35000.00	WASHER	1
008	39.10618.00	PINION SHAFT (CROWN AND AXLE-39.30000.00)	1
009	39.10640.00	REGUL SKIM	1
010	201.07002.50	O-RING DIN3770	2

### 03. 4WD TRANSMISSION DISCONNECTOR KIT

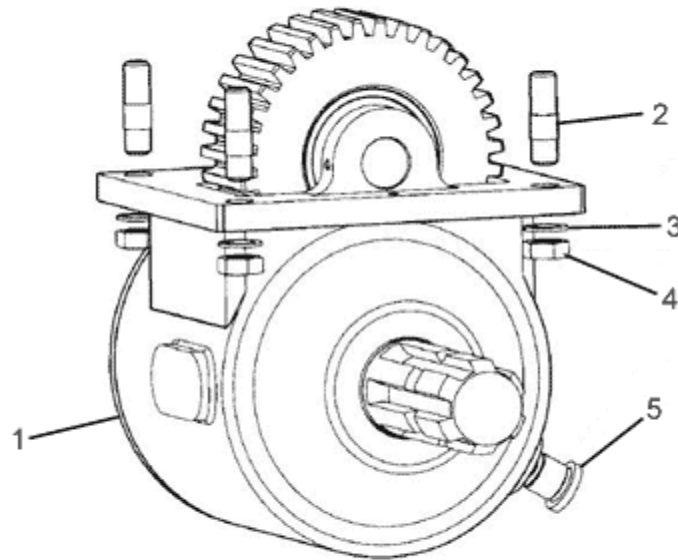


FIGURE	REFERENCE	DENOMINATION	AMOUNT
001	10.03210.00	DESCONECTOR (4X4)SENIOR	1
002	15.00435.01	STUD DIN938 33 M10x1.5	4
003	104.10000.00	WASHER DIN7980 D10	4
004	701.10000.66	NUT DIN934 M10x1.5	4
005	10.00921.00	CAP M14X150 DIN908	1

### 03. 4WD TRANSMISSION DISCONNECTOR 1

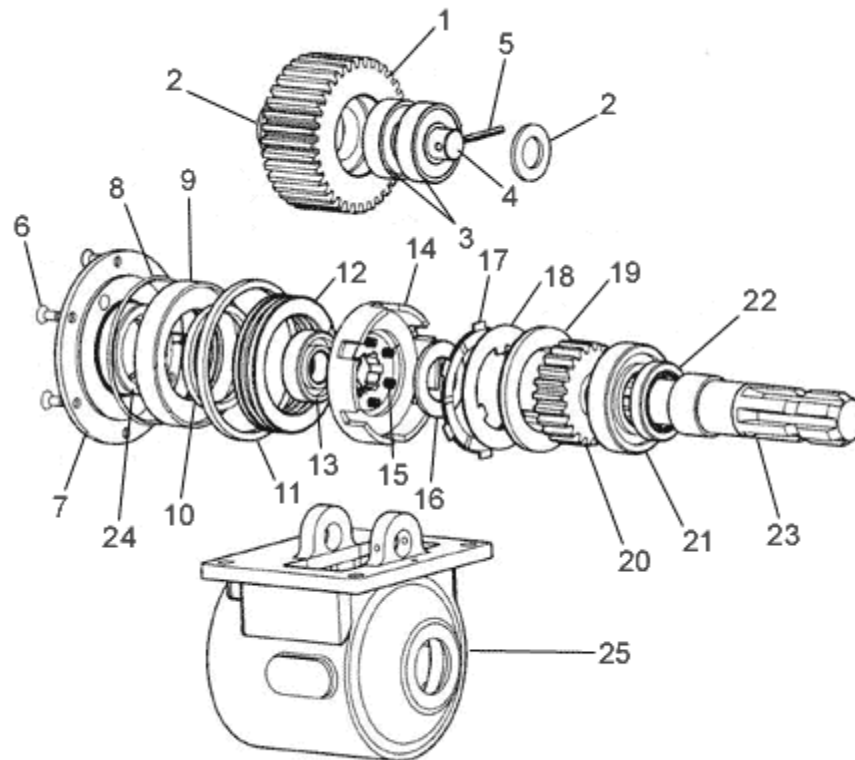


FIGURE	REFERENCE	DENOMINATION	AMOUNT
001	10.03103.00	GEAR	1
002	101.20000.66	WASHER DIN125	2
003	301.20015.00	BEARING DIN625	2
004	10.03104.01	SHAFT CIL/CIL	1
005	402.04040.00	PIN	2
006	618.06010.86	SCREW DIN7991 M6x10	1
007	10.03204.00	COVER	1
008	201.09515.50	O-RING DIN3770	1
009	10.03203.00	PISTON	1
010	237.60006.50	GASKET	1
011	237.95006.50	GASKET	1
012	315.65018.00	BEARING DIN711	1
013	301.20014.00	BEARING DIN625	1
014	10.03201.00	CLUTCH PLATE	1
015	10.03212.00	SPRING COMPRESSION	6
016	10.03207.00	STRIP	1



017	10.03211.00	DISK CLUTCH	4
018	10.03209.00	DISK AXIAL	4

### 03. 4WD TRANSMISSION DISCONNECTOR 1

FIGURE	REFERENCE	DENOMINATION	AMOUNT
019	10.03202.00	DISK AXIAL	1
020	10.03206.00	GEAR	1
021	301.35017.00	BEARING DIN625	1
022	216.03510.50	SEAL	1
023	10.03208.00	SHAFT CAS/CIL	1
024	403.06012.80	PIN	1
025	10.03205.00	BOX.	1

### 03. 4WD TRANSMISSION GEARBOX 4X4 EXTERNAL

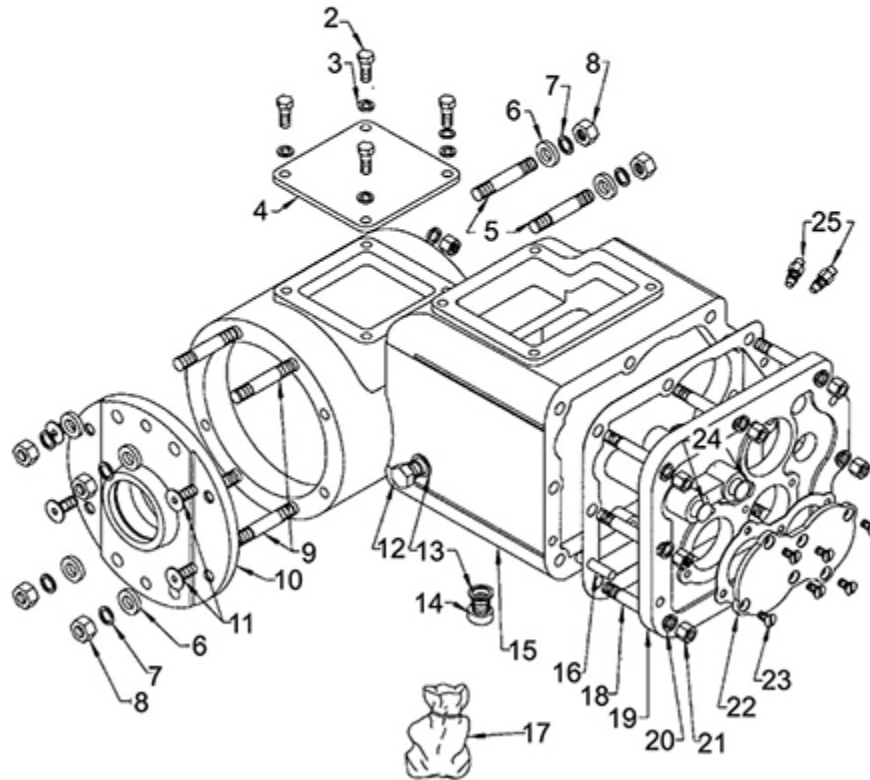
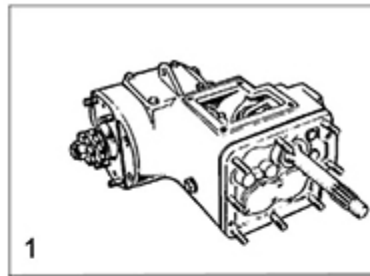


FIGURE	REFERENCE	DENOMINATION	AMOUNT
001	23.00007.10	GEARBOX (KUBOTA)	1
002	603.08025.00	SCREW DIN933	4
003	104.08000.66	CIR-CLIP EXT. DIN 7980	4
004	01.03841.00	COVER HANDHOLE	1
005	01.00383.01	STUD DIN939*	4
006	01.00345.00	WASHER DIN1441*	8
008	00.00130.00	NUT	8
009	01.00383.00	STUD DIN939*	4
010	01.00378.01	FLANGE	1
011	618.08020.86	SCREW DIN7991 M8x20	4

012	80.01035.01	CAP	1
013	107.14000.10	WASHER AL 14x20x1.5	2
014	10.00921.00	CAP M14X150 DIN908	1
015	01.00351.06	CASING	1
016	01.00349.00	PIN	1
017	09.99007.00	GASKET SET	1
018	01.00371.01	STUD DIN939*	8
019	01.00350.02	FLANGE	1
020	104.10000.00	WASHER DIN7980 D10	8
021	701.10000.66	NUT DIN934 M10x1.5	3
022	01.00364.01	COVER HANDHOLE	1
023	624.06015.66	SCREW DIN63	6
024	01.00327.00	CAP	2
025	01.00365.00	SCREW DIN564*	2

### 03. 4WD TRANSMISSION DISCONNECTOR COVER

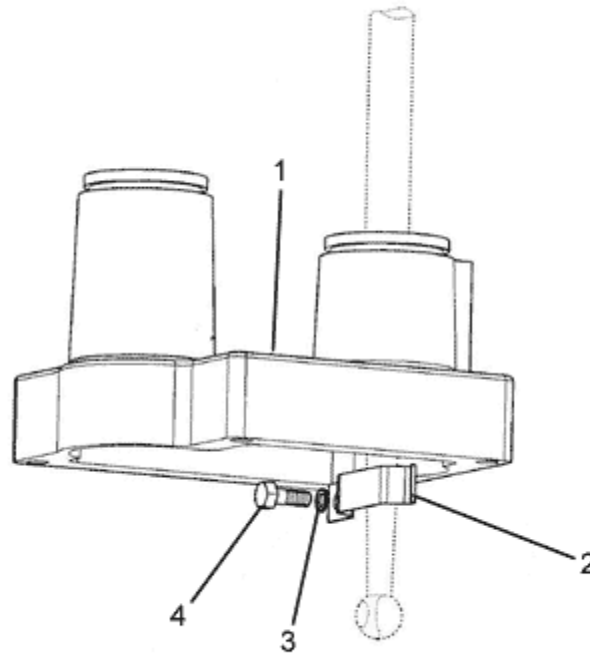


FIGURE	REFERENCE	DENOMINATION	AMOUNT
001	40.30310.02	COVER	1
002	39.14141.00	SPRING COMPRESSION	1
003	101.06000.66	WASHER DIN125 D6	1
004	603.06015.86	SCREW DIN933 M6x15	1

### 03. 4WD TRANSMISSION VALVE SUPPORT

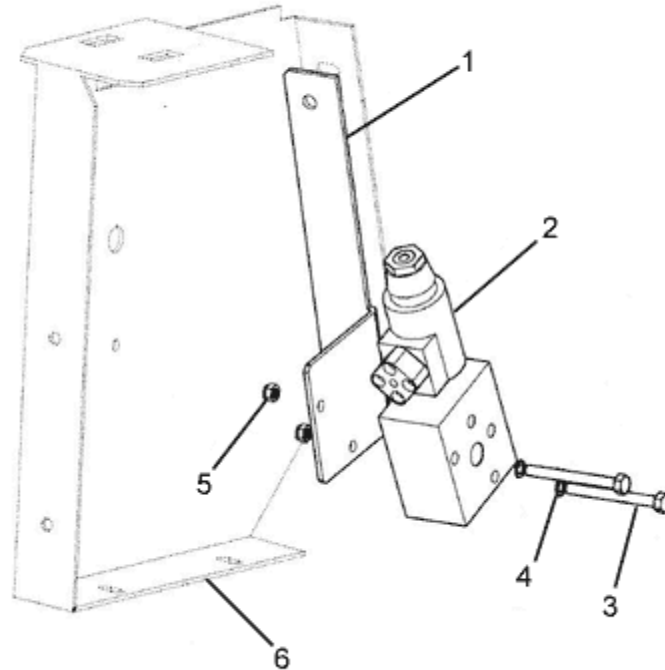


FIGURE	REFERENCE	DENOMINATION	AMOUNT
001	10.03300.00	CONJ.CONTROL	1
002	10.03220.00	VALVE	1
003	604.06060.86	SCREW DIN931	2
004	101.06000.66	WASHER DIN125 D6	2
005	711.06000.66	NUT DIN982 M6	2
006	02.10923.00	PANEL	1

### 03. 4WD TRANSMISSION

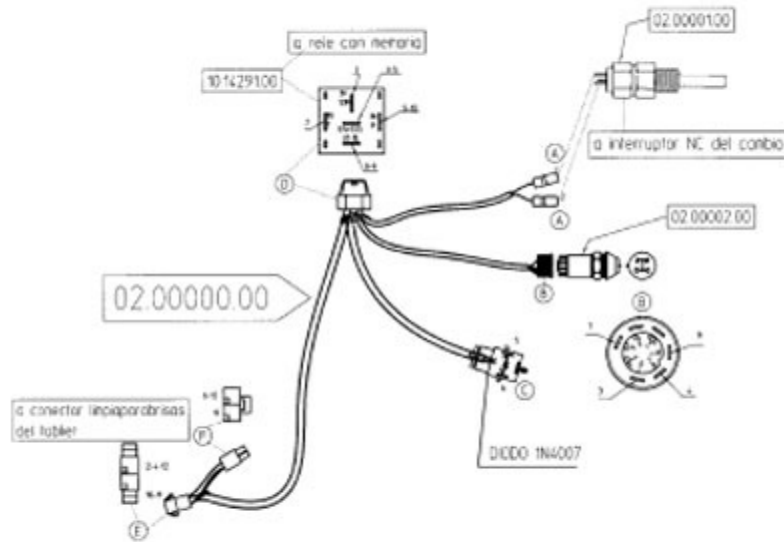


FIGURE	REFERENCE	DENOMINATION	AMOUNT
001	02.00000.00	LENGTH ELEC. INSTAL.	1
001	02.00000.00	LENGTH ELEC. INSTAL.	1

### 03. 4WD TRANSMISSION

#### UNIVERSAL JOINT

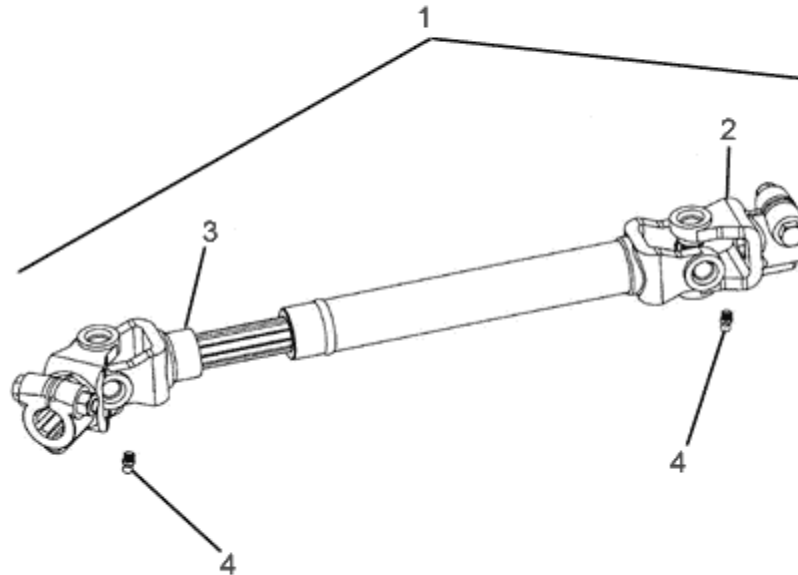


FIGURE	REFERENCE	DENOMINATION	AMOUNT
001	10.03113.00	PROPELLER SHAFT	1
002	10.03114.00	PROPELLER SHAFT	1
003	10.03115.00	PROPELLER SHAFT	1
004	901.08000.33	GREASER DIN71412-A M8x1,25	2
005	10.03126.00	GREASER DIN71412-A	2

### 03. 4WD TRANSMISSION

#### UNIVERSAL JOINT

CHASSIS: 57177

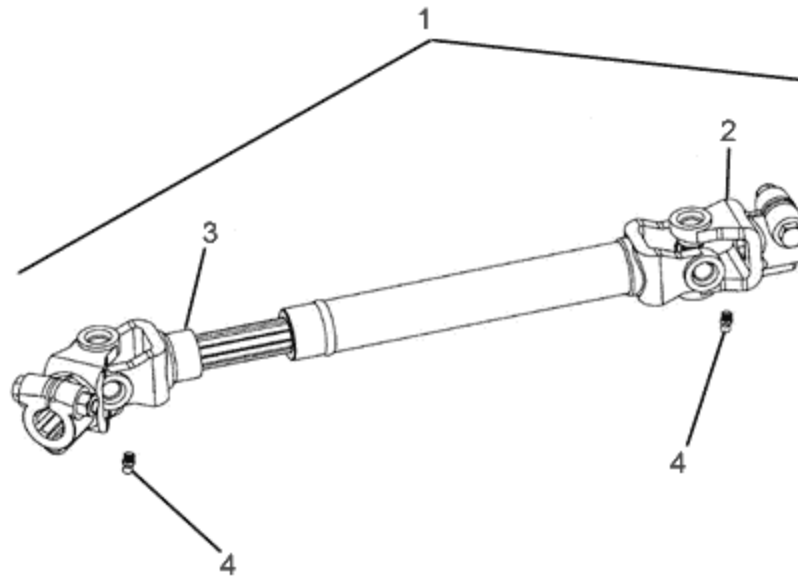


FIGURE	REFERENCE	DENOMINATION	AMOUNT
001	10.03113.01	CARDAN JOINT 598	1
002	10.03114.00	PROPELLER SHAFT	1
003	10.03115.00	PROPELLER SHAFT	1
004	901.08000.33	GREASER DIN71412-A M8x1,25	2
005	10.03126.00	GREASER DIN71412-A	2



### 03. 4WD TRANSMISSION CHASSIS BUMPERS

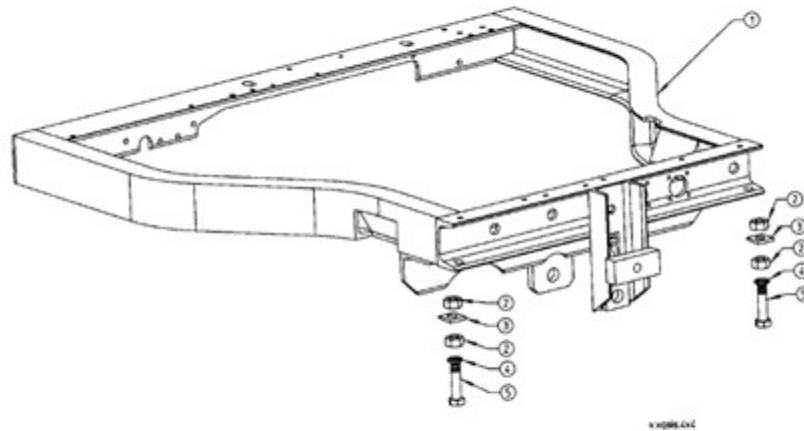


FIGURE	REFERENCE	DENOMINATION	AMOUNT
001	39.00705.52	FRAME	1
001	09.00705.52	FRAME	1
001	39.00705.52	FRAME	1
001	09.00705.52	FRAME	1
002	701.14000.66	NUT DIN934 M14x2	4
002	701.14000.66	NUT DIN934 M14x2	4
003	15.00750.00	WASHER DIN6916	2
003	15.00750.00	WASHER DIN6916	2
004	104.14000.00	CIR-CLIP EXT. DIN7980	2
004	104.14000.00	CIR-CLIP EXT. DIN7980	2
005	604.14065.86	SCREW DIN931	2
005	604.14065.86	SCREW DIN931	2
006	02.20003.00	PLATE AD. INDI	1
006	02.20003.00	PLATE AD. INDI	1

### 03. 4WD TRANSMISSION WIDE WHEELS BIG FOOT

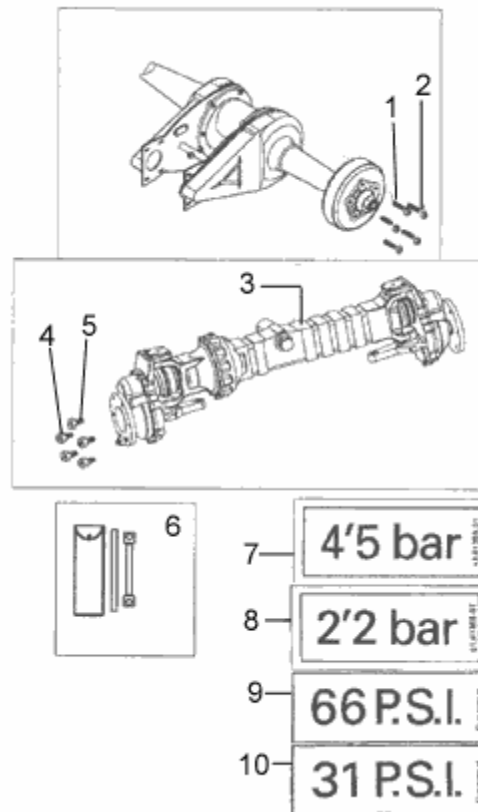


FIGURE	REFERENCE	DENOMINATION	AMOUNT
001	10.00587.01	STUD DIN940	10
002	45.00588.00	NUT DIN982 M16x1,5	10
003	45.00500.02	PUENTE DIRECTRIZ 4X4	1
004	45.00587.00	STUD	10
005	45.00587.00	STUD	10
006	01.00036.02	TOOLS-BAG	1
007	43.01355.01	PLATE AD. INDI	2
008	01.01355.07	PLATE AD. INDI	2
009	43.01355.03	PLATE AD. INDI	2
010	01.01355.12	PLATE AD. INDI	2

## 11. ELECTRIC INSTALLATION

### SAFETY DEVICE

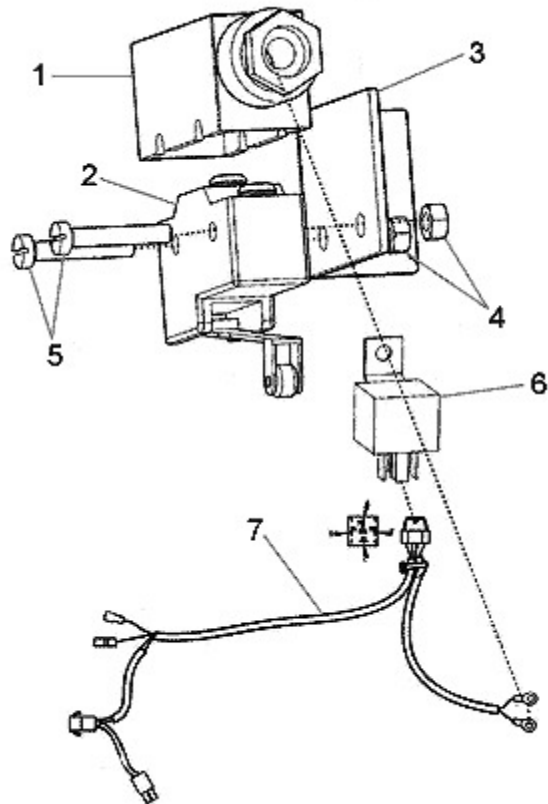


FIGURE	REFERENCE	DENOMINATION	AMOUNT
001	60.00783.00	OMRON PROTECCION MICRO APB-PG	1
002	60.00782.00	SWITCH	1
003	09.00220.00	STRIP SUPPORT	1
004	701.04000.66	NUT DIN934 M4	2
005	615.04025.66	SCREW	2
006	43.01530.02	RELAY 40 AMP. 5 CONTAC. 6.3MM	1
007	09.01244.00	LENGTH ELEC. INSTAL.	1

## 02. ENGINE

### ENGINE AND MUFFLER

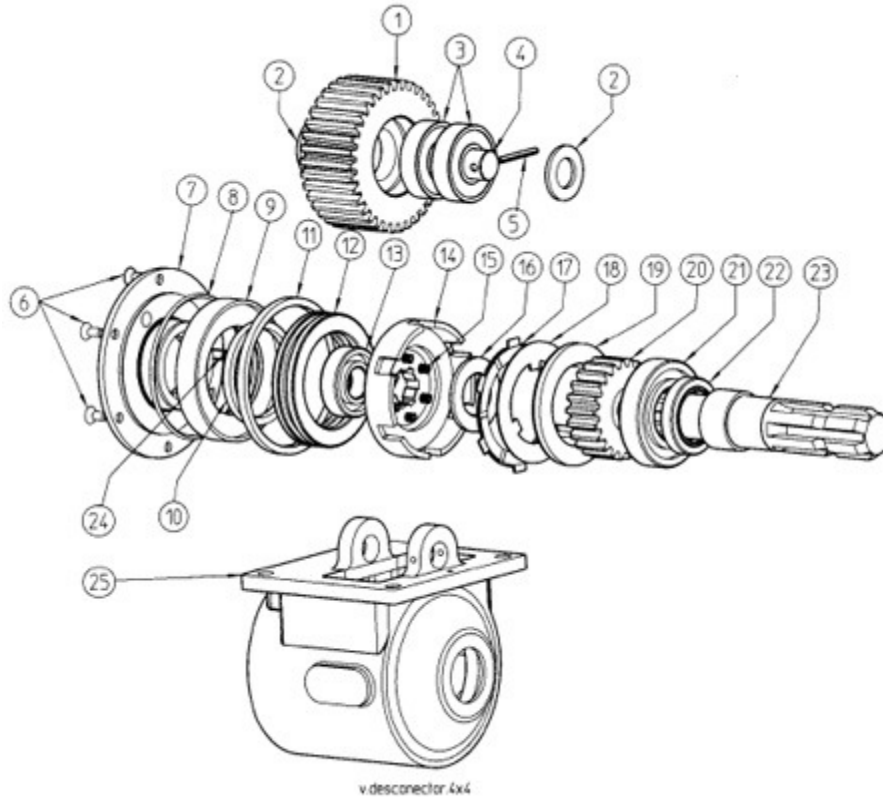


FIGURE	REFERENCE	DENOMINATION	AMOUNT
001	01.00101.06	DIESEL ENGINE ELECTRIC START LKS DITER 9KW	1
001	01.00101.06	DIESEL ENGINE ELECTRIC START LKS DITER 9KW	1
001	01.00101.06	DIESEL ENGINE ELECTRIC START LKS DITER 9KW	1
001	01.00101.06	DIESEL ENGINE ELECTRIC START LKS DITER 9KW	1
002	40.00101.00	HATZ ENGINE DIESEL 11 KW 1D90Z	1
002	40.00101.00	HATZ ENGINE DIESEL 11 KW 1D90Z	1
003	40.20150.00	TUBE EXHAUST	1
003	40.20150.00	TUBE EXHAUST	1
004	935.47051.66	CLAMP	2
004	935.47051.66	CLAMP	2
005	40.02001.00	MUFFLER	1
005	40.02001.00	MUFFLER	1
006	01.13310.02	TUBE MET.	1
006	01.13310.02	TUBE MET.	1
007	02.01125.00	ENGINE GUARD	1
007	02.01125.00	ENGINE GUARD	1

008	603.08020.86	SCREW DIN933 M8x20	2
008	603.08020.86	SCREW DIN933 M8x20	2

## 02. ENGINE

### ENGINE AND MUFFLER

FIGURE	REFERENCE	DENOMINATION	AMOUNT
009	101.08000.66	WASHER DIN125 D8	2
009	101.08000.66	WASHER DIN125 D8	2
010	104.08000.00	WASHER DIN7980 D8	2
010	104.08000.00	WASHER DIN7980 D8	2
011	81.00053.02	OIL FILTER	1
011	81.00053.02	OIL FILTER	1
012	86.90000.01	AIR FILTER	1
012	86.90000.01	AIR FILTER	1
013	86.90000.03	FILTER FUEL	1
013	86.90000.03	FILTER FUEL	1
014	86.90000.02	OIL FILTER	1
014	86.90000.02	OIL FILTER	1
015	603.10020.86	SCREW DIN933 M10x20	4
015	603.10020.86	SCREW DIN933 M10x20	4
016	104.10000.00	WASHER DIN7980 D10	4
016	104.10000.00	WASHER DIN7980 D10	4

## 02. ENGINE

### RADIATOR AND ENGINE KUBOTA D902

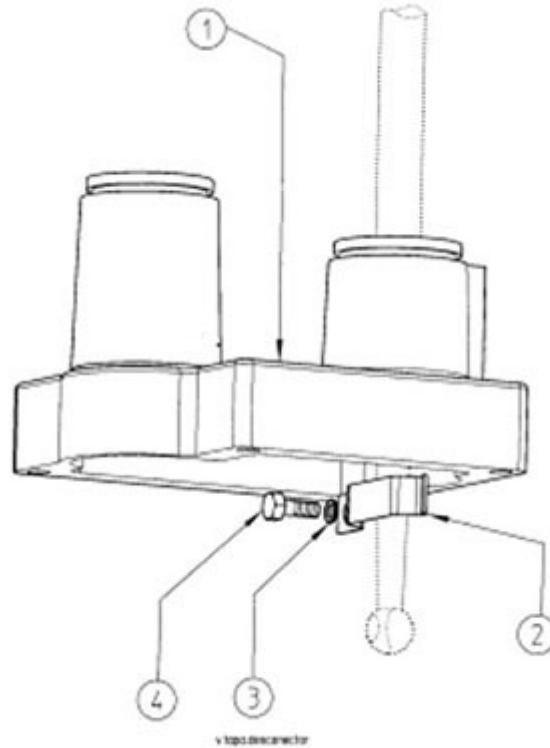


FIGURE	REFERENCE	DENOMINATION	AMOUNT
001	10.02200.00	DIESEL ENGINE D902-E2B	1
001	10.02050.00	RADIATOR	1
001	10.02200.00	DIESEL ENGINE D902-E2B	1
001	10.02050.00	RADIATOR	1
002	912.25040.66	CLAMP DIN3017	2
002	912.25040.66	CLAMP DIN3017	2
003	10.02163.00	TIE ROD	1
003	10.02163.00	TIE ROD	1
004	10.02053.00	HOSE RUBBER B/P	1
004	10.02053.00	HOSE RUBBER B/P	1
005	622.08025.86	SCREW DIN916	6
005	622.08025.86	SCREW DIN916	6
006	112.08000.66	WASHER DIN9021 D8	4
006	112.08000.66	WASHER DIN9021 D8	4
007	701.08000.66	NUT DIN934 M8X1,25	4
007	701.08000.66	NUT DIN934 M8X1,25	4

008	85.11300.65	SHOCK ABSORVER	1
008	85.11300.65	SHOCK ABSORVER	1

## 02. ENGINE

### RADIATOR AND ENGINE KUBOTA D902

FIGURE	REFERENCE	DENOMINATION	AMOUNT
010	KU1550172404	DEPOSITO EXPANSION RADIADOR	1
010	KU1550172404	DEPOSITO EXPANSION RADIADOR	1
011	10.02161.00	SOP. ANG. 4X80X35 VASO EXPANSI	1
011	10.02161.00	SOP. ANG. 4X80X35 VASO EXPANSI	1
012	82.00712.02	SHOCK ABSORVER	2
012	82.00712.02	SHOCK ABSORVER	2
013	10.00228.00	ADMISSION TUBE	1
013	10.00228.00	ADMISSION TUBE	1
014	KU1259974110	FAN	1
014	KU1259974110	FAN	1
015	KU1588197010	V BELT	1
015	KU1588197010	V BELT	1
016	KU1G96201600	CARTER	1
016	KU1G96201600	CARTER	1
017	KU1E00725014	COMP. FLYWEEL	1
017	KU1E00725014	COMP. FLYWEEL	1
018	KU1667864012	ALTERNATOR	1
018	KU1667864012	ALTERNATOR	1
019	MN000027	OIL FILTER, CARTRIDGE	1
020	KU1G96212311	MANIFOLD EXHAUST	1
020	KU1G96212311	MANIFOLD EXHAUST	1
021	10.00111.00	SOP. CAMPANA EMBR.	1
021	10.00111.00	SOP. CAMPANA EMBR.	1

## 02. ENGINE

### RADIATOR KUBOTA

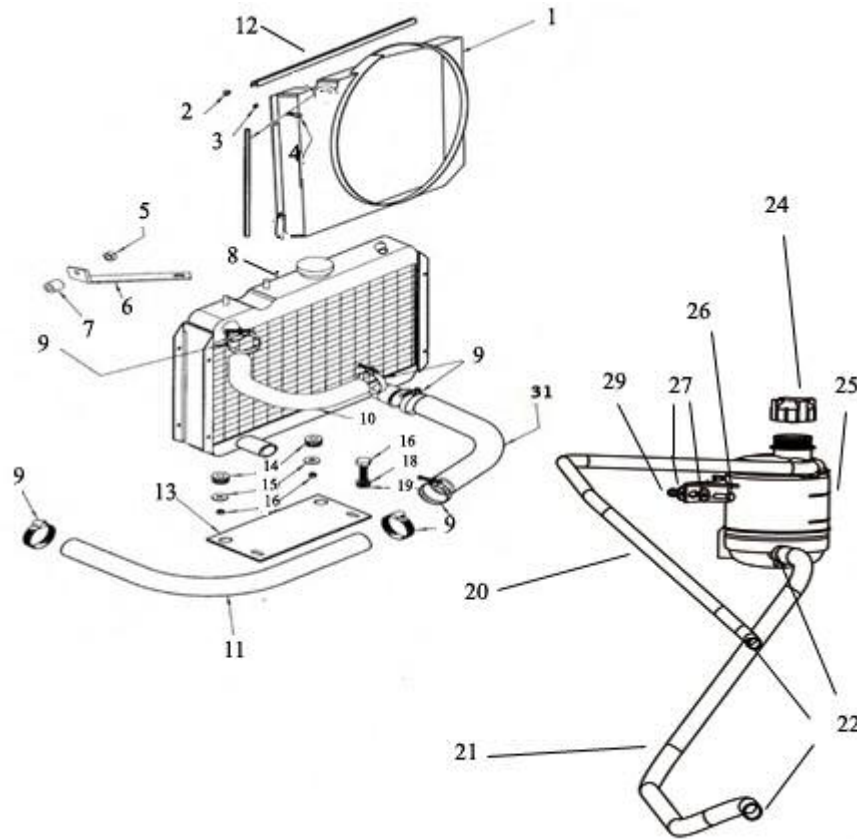


FIGURE	REFERENCE	DENOMINATION	AMOUNT
001	09.02821.01	EMBUDO 68X285X425	1
002	701.05000.66	NUT DIN934 M5x0.8	4
003	101.05000.66	WASHER DIN125 D5	4
004	608.05015.86	SCREW	4
005	701.08000.66	NUT DIN934 M8X1,25	1
006	09.00167.01	TIE ROD	1
007	85.11300.65	SHOCK ABSORVER	1
008	09.60410.02	Radiator	1
009	935.25040.66	CLAMP	6
010	09.00118.01	TUBO GOMA B/P 25X37X300 FLEXIB	1
011	09.00158.02	TUBO GOMA B/P 25X35X1000	2
012	472.00411.00	RUBBER PROFILE MAT.	3
013	09.00125.02	PLETINA 10X105X210	1
014	16.00760.00	BUSH	2
015	112.10000.66	WASHER DIN9021 D10	2
016	711.10000.66	SHOCK ABSORBER	2



018	104.08000.00	WASHER DIN7980 D8	2
019	112.08000.66	WASHER DIN9021 D8	2

## 02. ENGINE

### RADIATOR KUBOTA

FIGURE	REFERENCE	DENOMINATION	AMOUNT
020	469.25015.00	TUBE MAT. B/P 10x15	1
021	464.03024.00	TUBE	1
022	912.08016.66	CLAMP DIN3017	4
024	09.00172.00	CAP	1
025	09.00171.01	EXPANSION TANK WITHOUT CAP	1
026	603.06020.86	SCREW DIN933 M6x20	2
027	112.06000.66	WASHER DIN9021 D6	4
029	711.06000.66	NUT DIN982 M6	2
031	09.00158.00	ADMISSION TUBE	1

## 02. ENGINE

### RADIATOR KUBOTA

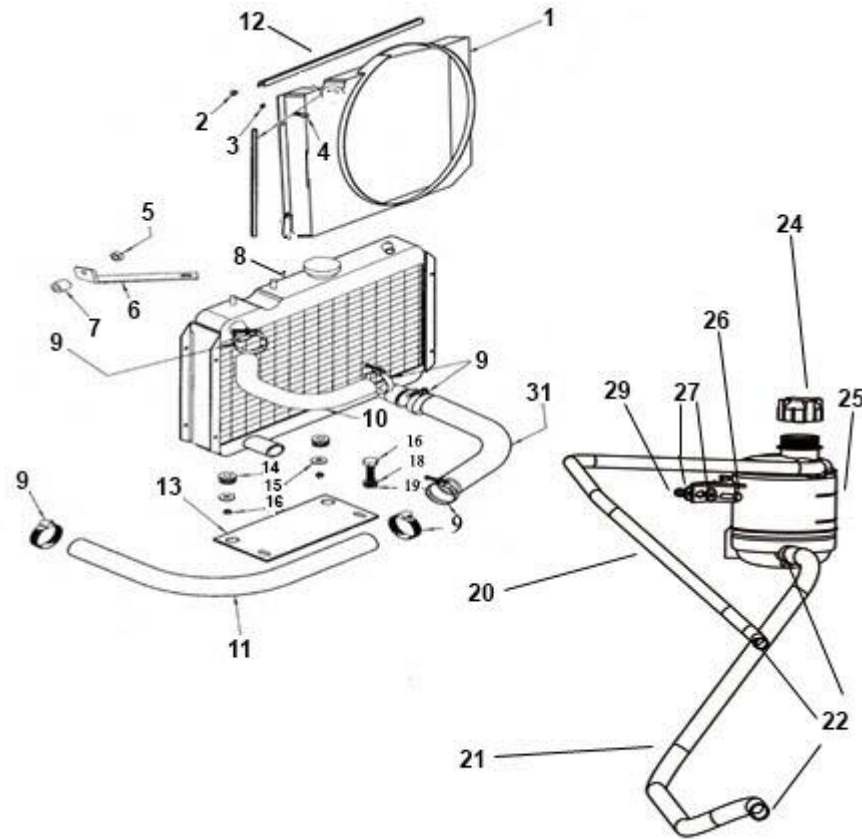


FIGURE	REFERENCE	DENOMINATION	AMOUNT
001	09.02821.01	EMBUDO 68X285X425	1
002	701.05000.66	NUT DIN934 M5x0.8	4
003	101.05000.66	WASHER DIN125 D5	4
004	608.05015.86	SCREW	4
005	701.08000.66	NUT DIN934 M8X1,25	1
006	09.00167.01	TIE ROD	1
007	85.11300.65	SHOCK ABSORVER	1
008	09.60410.02	Radiator	1
009	935.25040.66	CLAMP	6
010	09.00118.01	TUBO GOMA B/P 25X37X300 FLEXIB	1
011	09.00158.02	TUBO GOMA B/P 25X35X1000	2
012	472.00411.00	RUBBER PROFILE MAT.	3
013	09.00125.02	PLETINA 10X105X210	1
014	16.00760.00	BUSH	2
015	112.10000.66	WASHER DIN9021 D10	2
016	711.10000.66	SHOCK ABSORBER	2

018	104.08000.00	WASHER DIN7980 D8	2
019	112.08000.66	WASHER DIN9021 D8	2
020	469.25015.00	TUBE MAT. B/P 10x15	1
021	464.03024.00	TUBE	1
022	912.08016.66	CLAMP DIN3017	4
024	46.00171.00	EXPANSION TANK WITH CAP	1
025	09.00171.01	EXPANSION TANK WITHOUT CAP	1
026	603.06020.86	SCREW DIN933 M6x20	2
027	112.06000.66	WASHER DIN9021 D6	4
029	711.06000.66	NUT DIN982 M6	2
031	09.00158.00	ADMISSION TUBE	1

## 02. ENGINE

### ENGINE SUPPORTS KUBOTA

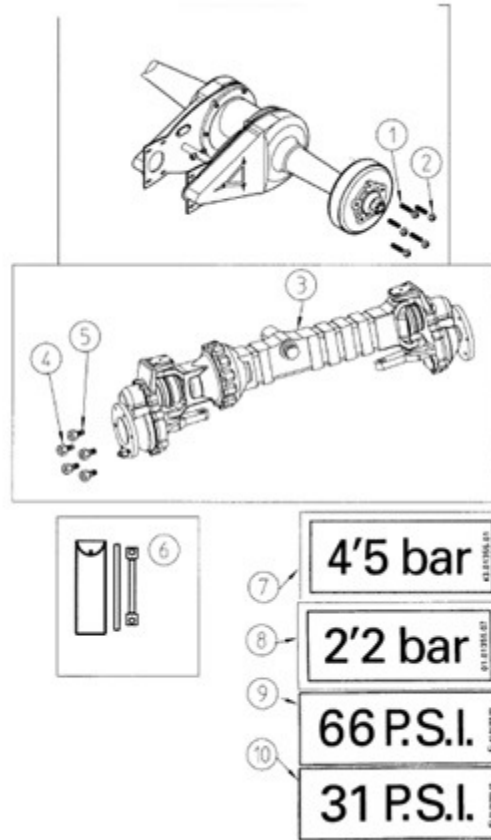


FIGURE	REFERENCE	DENOMINATION	AMOUNT
001	10.00776.02	SOP. MOTOR 82X60X10	1
001	10.00776.02	SOP. MOTOR 82X60X10	1
002	604.10035.86	SCREW DIN931	2
002	604.10035.86	SCREW DIN931	2
003	711.10000.66	SHOCK ABSORBER	2
003	711.10000.66	SHOCK ABSORBER	2
004	604.14080.86	SCREW DIN931	2
004	604.14080.86	SCREW DIN931	2
005	37.00374.00	WASHER DIN9021 14,5x50x5	2
005	37.00374.00	WASHER DIN9021 14,5x50x5	2
006	15.00113.00	SHOCK DAMPER 22X47X22.5 GOMA	4
006	15.00113.00	SHOCK DAMPER 22X47X22.5 GOMA	4
007	15.00114.01	BUSH	2
007	15.00114.01	BUSH	2
008	01.00112.10	TIE ROD	1
008	01.00112.10	TIE ROD	1

009	104.14000.00	CIR-CLIP EXT. DIN7980	2
009	104.14000.00	CIR-CLIP EXT. DIN7980	2

## 02. ENGINE

### ENGINE SUPPORTS KUBOTA

FIGURE	REFERENCE	DENOMINATION	AMOUNT
010	701.14000.66	NUT DIN934 M14x2	2
010	701.14000.66	NUT DIN934 M14x2	2
011	09.02217.01	SOP. MOTOR 10X400X70	1
011	09.02217.01	SOP. MOTOR 10X400X70	1
012	104.10000.00	WASHER DIN7980 D10	4
012	104.10000.00	WASHER DIN7980 D10	4
013	603.10025.86	SCREW DIN933 M10x25	4
013	603.10025.86	SCREW DIN933 M10x25	4

## GAS ACCELERATOR KUBOTA

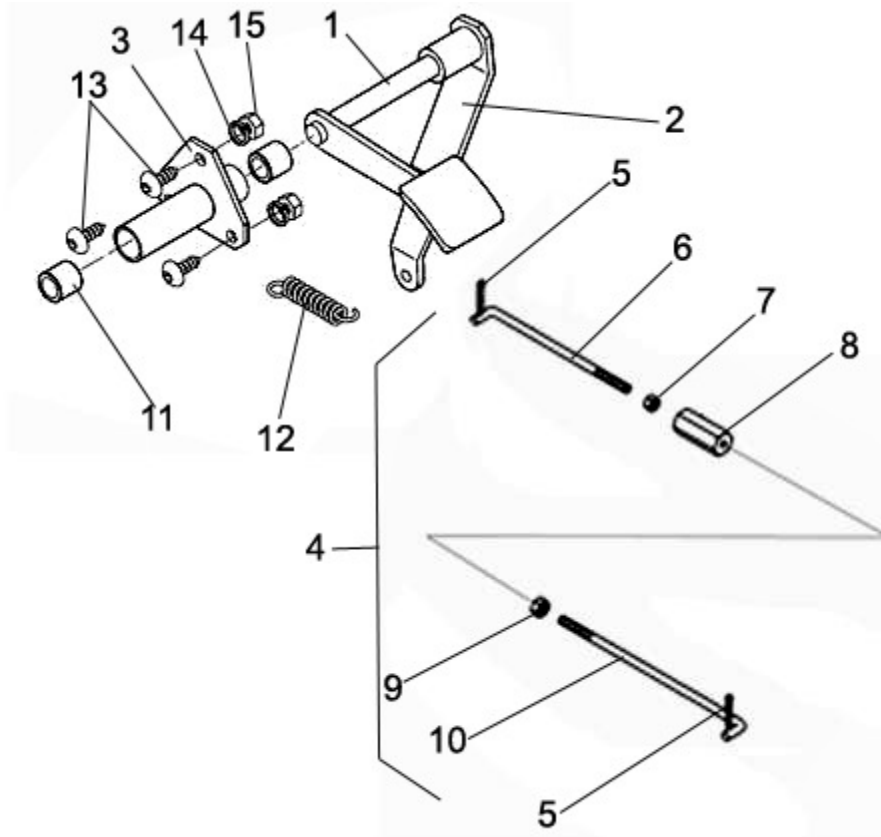


FIGURE	REFERENCE	DENOMINATION	AMOUNT
001	37.01123.02	ACCEL. PEDAL	1
002	40.10124.01	ACCEL. PEDAL	1
003	15.00124.02	AXLE SUPPORT	1
004	16.01470RE00	VARILLA. CPA/CPA COMP.	1
005	401.02025.66	PIN DIN94 2x25	2
006	01.00135.01	ROD F6	1
007	01.00138.00	NUT	1
008	01.00133.00	TENSIONER	1
009	701.06000.66	NUT DIN934 M6X1	1
010	43.00727.00	ROD FORL6 180 M-AGU	1
011	01.00308.00	NYLON BEARING 11X16X15	2
012	01.00223.02	SPRING TENSION	1
013	603.06015.86	SCREW DIN933 M6x15	3
014	701.06000.66	NUT DIN934 M6X1	3
015	104.06000.00	WASHER DIN7980 D6	3

## 10. HYDRAULIC INSTALLATION ACTIONAMENT WITH HYDRAULIC STEERING

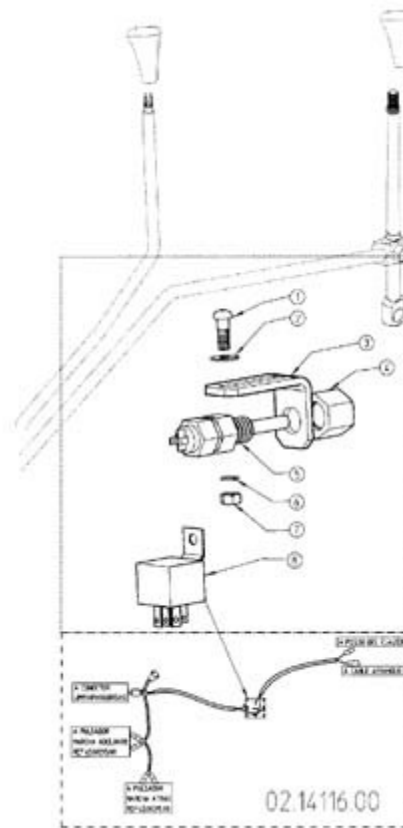


FIGURE	REFERENCE	DENOMINATION	AMOUNT
001	02.00924.03	TANK	1
001	02.00924.03	TANK	1
002	09.00630.61	OIL FILTER ASP. 25 L/MIN	1
002	09.00630.61	OIL FILTER ASP. 25 L/MIN	1
003	201.75003.50	O-RING DIN3770 75x81x3	1
003	201.75003.50	O-RING DIN3770 75x81x3	1
004	02.01432.02	AD. FILTER SUPPORT	1
004	02.01432.02	AD. FILTER SUPPORT	1
005	912.20032.00	CLAMP	9
005	912.20032.00	CLAMP	9
006	46.00304.00	TUBO GOMA B/P 15x25x490	1
006	46.00304.00	TUBO GOMA B/P 15x25x490	1
007	08.30620.00	ADMISSION TUBE	1
007	08.30620.00	ADMISSION TUBE	1
008	43.01425.00	FITTING M/M 1/2G-1/2G	1
008	43.01425.00	FITTING M/M 1/2G-1/2G	1

009	08.00316.00	METALLIC GASKET BUNA D1/2 G	6
009	08.00316.00	METALLIC GASKET BUNA D1/2 G	6

## 10. HYDRAULIC INSTALLATION

### ACTIONAMENT WITH HYDRAULIC STEERING

FIGURE	REFERENCE	DENOMINATION	AMOUNT
010	15.01205.02	BOMBA HIDR. 10.6cm3.CON.36.5	27
010	15.01205.02	BOMBA HIDR. 10.6cm3.CON.36.5	27
011	08.00311.01	NIPPLE	1
011	08.00311.01	NIPPLE	1
012	08.00317.00	METALLIC GASKET BUNA D3/8	1
012	08.00317.00	METALLIC GASKET BUNA D3/8	1
013	08.00320.00	NIPPLE SCREW SIM.	1
013	08.00320.00	NIPPLE SCREW SIM.	1
014	54.01819.01	HOSE R2T1/2	1
014	54.01819.01	HOSE R2T1/2	1
015	08.00313.00	FITTING M/M 1/2 G-3/8 G	1
015	08.00313.00	FITTING M/M 1/2 G-3/8 G	1
016	08.00330.00	CONTROL VALVE 2E	1
016	08.00330.00	CONTROL VALVE 2E	1
017	08.00319.00	NIPPLE M/M	3
017	08.00319.00	NIPPLE M/M	3
018	14.01324.00	HOSE R1T3/8	1
018	14.01324.00	HOSE R1T3/8	1
019	09.01203RE00	VALVE	1
019	09.01203RE00	VALVE	1
020	14.01315.00	BUSH	1
020	14.01315.00	BUSH	1
021	08.00298.00	NIPPLE O/M	1
021	08.00298.00	NIPPLE O/M	1
022	08.00315.00	NIPPLE SCREW SIM.	1
022	08.00315.00	NIPPLE SCREW SIM.	1
023	14.01316.00	NIPPLE SCREU DOUBLE	1
023	14.01316.00	NIPPLE SCREU DOUBLE	1
024	10.01353.00	NIPPLE M/H	2
024	10.01353.00	NIPPLE M/H	2
025	14.01100.03	CYLINDER D/E	1
025	14.01100.03	CYLINDER D/E	1



026	14.01327.00	HOSE R1T3/8	2
026	14.01327.00	HOSE R1T3/8	2
027	10.11428.00	HOSE R1T3/8	1
027	10.11428.00	HOSE R1T3/8	1

## 10. HYDRAULIC INSTALLATION ACTIONAMENT WITH HYDRAULIC STEERING

FIGURE	REFERENCE	DENOMINATION	AMOUNT
028	08.00315.00	NIPPLE SCREW SIM.	1
028	08.00315.00	NIPPLE SCREW SIM.	1
029	10.01352.00	NIPPLE M/H	1
029	10.01352.00	NIPPLE M/H	1
030	43.01031.01	HOSE R1T3/8	2
030	43.01031.01	HOSE R1T3/8	2
031	08.00319.00	NIPPLE M/M	1
031	08.00319.00	NIPPLE M/M	1
032	09.01203RE01	VALVE	1
032	09.01203RE01	VALVE	1
033	55.01220.02	CYLINDER D/E	1
033	55.01220.02	CYLINDER D/E	1
034	02.30368.00	HOSE R1T3/8	1
034	02.30368.00	HOSE R1T3/8	1
035	43.10290.00	TUBO GOMA B/P 15x25x1250	1
035	43.10290.00	TUBO GOMA B/P 15x25x1250	1
036	09.06130RE00	STEERING VALVE WITH FITINGS	1
036	09.06130RE00	STEERING VALVE WITH FITINGS	1
037	08.00297.00	NIPPLE O/TB	1
037	08.00297.00	NIPPLE O/TB	1
038	10.16885.00	TUBO GOMA B/P 15X25X520	1
038	10.16885.00	TUBO GOMA B/P 15X25X520	1
039	52.00108.00	NIPPLE M/M	1
039	52.00108.00	NIPPLE M/M	1
040	02.00145.00	HOSE R1T1/4	2
040	02.00145.00	HOSE R1T1/4	2
041	28.00340.00	SIMPLE SCREW FITTING 1/4 Gx26	1
041	28.00340.00	SIMPLE SCREW FITTING 1/4 Gx26	1
042	28.00341.00	METALLIC GASKET BUNA D1/4	1
042	28.00341.00	METALLIC GASKET BUNA D1/4	1

043	28.00339.00	NIPPLE O/M	1
043	28.00339.00	NIPPLE O/M	1
044	01.00617.15	CILINDRO D/E DIREC. COMP	1
044	01.00617.15	CILINDRO D/E DIREC. COMP	1
045	02.00924.03	TANK	1
045	02.00924.03	TANK	1

## 10. HYDRAULIC INSTALLATION

### ACTIONAMENT WITH HYDRAULIC STEERING

FIGURE	REFERENCE	DENOMINATION	AMOUNT
046	10.00698.00	HOSE R1T3/8	1
046	10.00698.00	HOSE R1T3/8	1
047	10.11427.00	HOSE R1T3/8	1
047	10.11427.00	HOSE R1T3/8	1
048	46.50677.00	NIPPLE	1
048	46.50677.00	NIPPLE	1
049	10.01358.00	TUBO GOMA B/P 15x25x1900	1
049	10.01358.00	TUBO GOMA B/P 15x25x1900	1
050	09.00692.00	NIPPLE	1
050	09.00692.00	NIPPLE	1
051	08.00130.00	TUBO GOMA B/P 8X14X1200	1
051	08.00130.00	TUBO GOMA B/P 8X14X1200	1
052	08.00313.00	FITTING M/M 1/2 G-3/8 G	2
052	08.00313.00	FITTING M/M 1/2 G-3/8 G	2
053	09.00340.00	NIPPLE M/M	2
053	09.00340.00	NIPPLE M/M	2
054	201.19002.50	O-RING DIN3770	1
054	201.19002.50	O-RING DIN3770	1
055	10.03220.00	VALVE	1
055	10.03220.00	VALVE	1
056	10.16880.00	"HOSE R1T3/16"" "	1
056	10.16880.00	"HOSE R1T3/16"" "	1
057	08.00313.00	FITTING M/M 1/2 G-3/8 G	1
057	08.00313.00	FITTING M/M 1/2 G-3/8 G	1
058	43.01454.00	ELBOW C90M/M NIPPLE	2
058	43.01454.00	ELBOW C90M/M NIPPLE	2
059	46.10871.00	JUNTA MET. BUNA M16X1.5	2
059	46.10871.00	JUNTA MET. BUNA M16X1.5	2

060	15.01235.00	HOSE R1T3/8	2
060	15.01235.00	HOSE R1T3/8	2
061	10.11427.00	HOSE R1T3/8	1
061	10.11427.00	HOSE R1T3/8	1
062	01.01452.00	HOSE R1T3/8	1
062	01.01452.00	HOSE R1T3/8	1
063	43.10290.00	TUBO GOMA B/P 15x25x1250	1
063	43.10290.00	TUBO GOMA B/P 15x25x1250	1

## 10. HYDRAULIC INSTALLATION

### ACTIONAMENT WITH HYDRAULIC STEERING

FIGURE	REFERENCE	DENOMINATION	AMOUNT
064	08.00301.02	NIPPLE M/TB	1
064	08.00301.02	NIPPLE M/TB	1
065	28.00337.00	FITTING M/M 1/4 G-1/4 G	1
065	28.00337.00	FITTING M/M 1/4 G-1/4 G	1
066	106.21000.20	WASHER CU	4
066	106.21000.20	WASHER CU	4
067	09.13801.00	TUBO R1T3/8 1600 O-TL G	1
067	09.13801.00	TUBO R1T3/8 1600 O-TL G	1
068	09.13802.00	TUBE R1T3 / August 1600 TL TL-G C90	1
068	09.13802.00	TUBE R1T3 / August 1600 TL TL-G C90	1
069	46.10863.00	RACOR TOR. SIMPLE M16X1.5	1
069	46.10863.00	RACOR TOR. SIMPLE M16X1.5	1
070	70.10273.00	RACOR M/M M18X1.5-M16X1.5	1
070	70.10273.00	RACOR M/M M18X1.5-M16X1.5	1

# 11. ELECTRIC INSTALLATION

## DITER

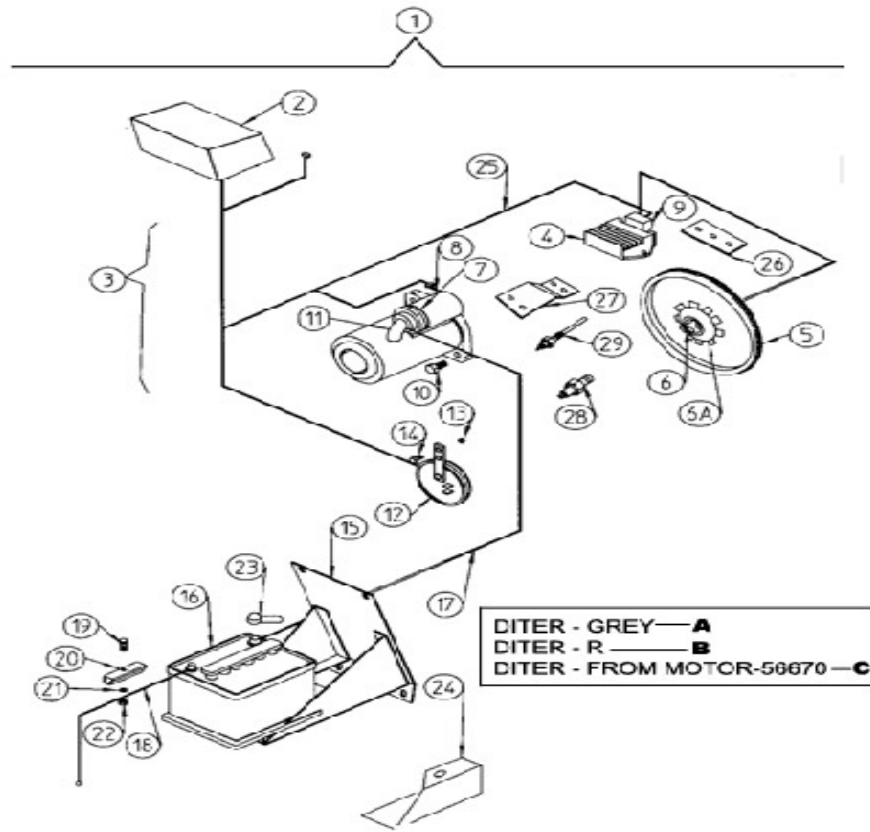


FIGURE	REFERENCE	DENOMINATION	AMOUNT
001A	09.00080.03	EQUIPO ELEC. 150-DH S/A	1
001B	09.00080.04	INSTAL ELEC. ASSEMBLY	1
002	09.92200.03	DASH, PANEL	1
004A	85.11800.09	VOLTAGR REGULATOR	1
004B	85.11800.10	VOLTAGR REGULATOR	1
005A	01.00798.00	CROWN	1
005B	01.00798.01	CROWN	1
005C	01.00798.01	CROWN	1
006A	15.00101.12	GENERATOR	1
006B	15.00101.13	GENERATOR	1
007A	16.01415.00	STARTER ENGINE	1
007B	16.01415.50	STARTER ENGINE	1
007C	16.01415.50	STARTER ENGINE	1
008	01.00881.00	LENGTH ELEC. INSTAL.	1
009	01.01360.00	PLUG	1
010	601.12025.86	SCREW	2

011	01.00855.00	ACC. FORK	1
012	00.09034.00	HORN	1

## 11. ELECTRIC INSTALLATION

### DITER

FIGURE	REFERENCE	DENOMINATION	AMOUNT
013	104.08000.66	CIR-CLIP EXT. DIN 7980	2
014	601.08020.86	SCREW DIN912	2
015	02.01926.02	BATTERY SUPPORT	1
016	00.09035.01	BATTERY	1
017	15.01443.00	ELECTRICAL CABLE	1
018	01.00842.00	ELECTRICAL CABLE	1
019	603.08015.86	SCREW DIN933 M8x15	1
020	20.11101.00	FIXATION SUPPORT 2X10X70	1
021	104.08000.66	CIR-CLIP EXT. DIN 7980	1
022	701.08000.66	NUT DIN934 M8X1,25	1
023	46.10002.00	TERMINAL PROTECTOR	1
024	02.02926.01	STRIGHT SUPPORT	1
025	01.00844.99	DITER LENGTH ELEC. INSTAL.	1
026	02.00189.01	SHEET SUPPORT	1
027	02.00189.00	SOP. FOR. 20X110X110	1
028	85.11800.23	SWITCH	1
029	83.00840.05	THERMOCONTACT	1

## 11. ELECTRIC INSTALLATION HATZ

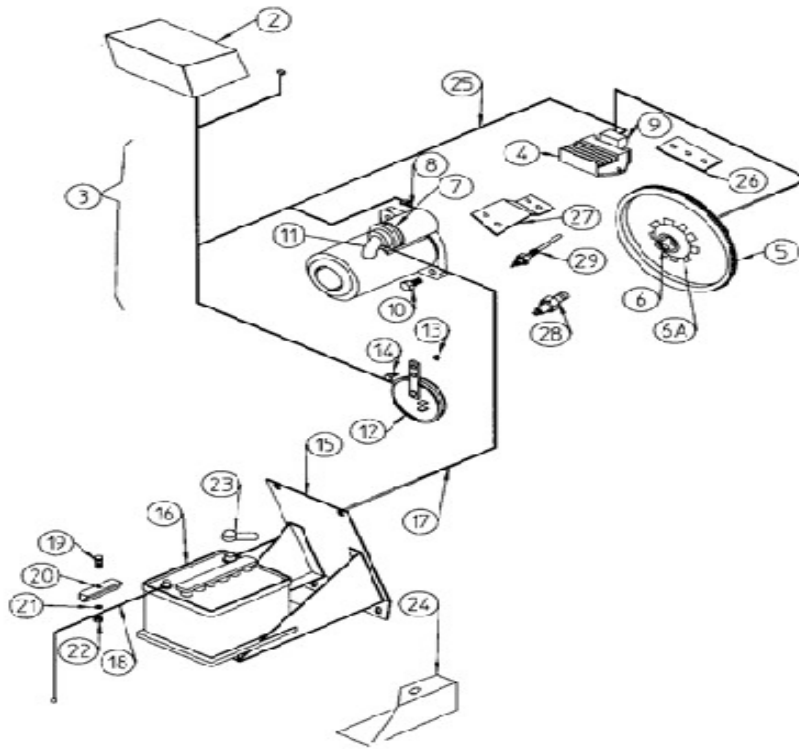


FIGURE	REFERENCE	DENOMINATION	AMOUNT
002	40.92200.00	DASH, PANEL	1
003	40.08440.10	HATZ LENGTH ELEC. INSTAL.	1
004	86.90000.06	VOLTAGR REGULATOR hatz 4491	1
005	86.90000.26	CROWN	1
006	86.90000.11	RING 0,5 MM.	1
006A	86.90000.10	COIL	1
007	86.90000.04	STARTER ENGINE	1
008	01.00881.00	LENGTH ELEC. INSTAL.	1
009	01.01360.00	PLUG	1
010	601.12025.86	SCREW	2
011	01.00855.00	ACC. FORK	1
012	00.09034.00	HORN	1
013	104.08000.66	CIR-CLIP EXT. DIN 7980	2
014	601.08020.86	SCREW DIN912	2
015	02.01926.02	BATTERY SUPPORT	1
016	00.09035.01	BATTERY	1

017	15.01443.00	ELECTRICAL CABLE	1
018	01.00842.00	ELECTRICAL CABLE	1

## 11. ELECTRIC INSTALLATION HATZ

FIGURE	REFERENCE	DENOMINATION	AMOUNT
019	603.08015.86	SCREW DIN933 M8x15	1
020	20.11101.00	FIXATION SUPPORT 2X10X70	1
021	104.08000.66	CIR-CLIP EXT. DIN 7980	1
022	701.08000.66	NUT DIN934 M8X1,25	1
023	46.10002.00	TERMINAL PROTECTOR	1
024	02.02926.01	STRIGHT SUPPORT	1
025	40.08440.10	HATZ LENGTH ELEC. INSTAL.	1
026	02.00189.01	SHEET SUPPORT	1
027	02.00189.00	SOP. FOR. 20X110X110	1
028	85.11800.23	SWITCH	1
029	83.00840.05	THERMOCONTACT	1

# 11. ELECTRIC INSTALLATION INSTRUMENT PANEL (HATZ)

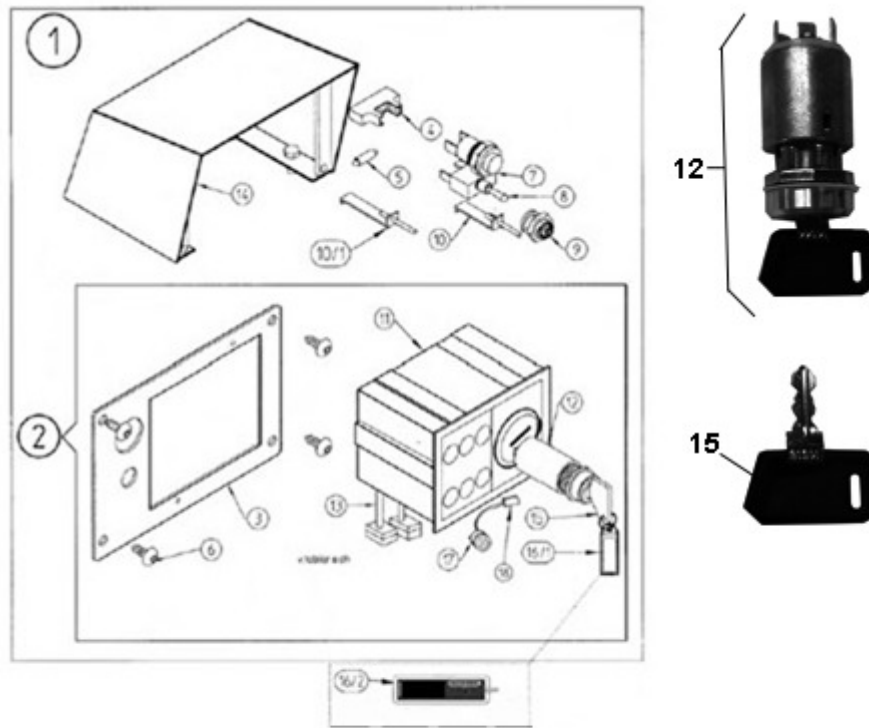


FIGURE	REFERENCE	DENOMINATION	AMOUNT
001	40.92200RE00	DASH, PANEL	1
002	40.09220.01	DASH, PANEL	1
003	09.00923.03	FLANGE	1
004	01.00928.00	FUSE BOX	1
005	43.50030.00	FUSE 10A	1
006	603.06015.96	SCREW	1
007	01.00796.00	PUSCH BUTTOM	1
008	43.50024.01	SWITCH	1
009	43.50025.00	DUST EXCLUDER	1
010	46.50029.01	CLAMP	1
011	09.50020RE00	DASH, PANEL	1
012	01.00823.03	CONMUTATOR	1
013	40.08440.10	HATZ LENGTH ELEC. INSTAL.	1
014	09.00922.03	BOX.	1
015	01.08223.03	KEY	1
016.1	43.50022.02	KEY RING	1



016.2	43.50080.00	INDICATOR	1
017	58.15340.00	HORN	1

## 11. ELECTRIC INSTALLATION INSTRUMENT PANEL (HATZ)

FIGURE	REFERENCE	DENOMINATION	AMOUNT
018	02.14113.00	LENGTH ELEC. INSTAL.	1

# 11. ELECTRIC INSTALLATION INSTRUMENT PANEL (DITER)

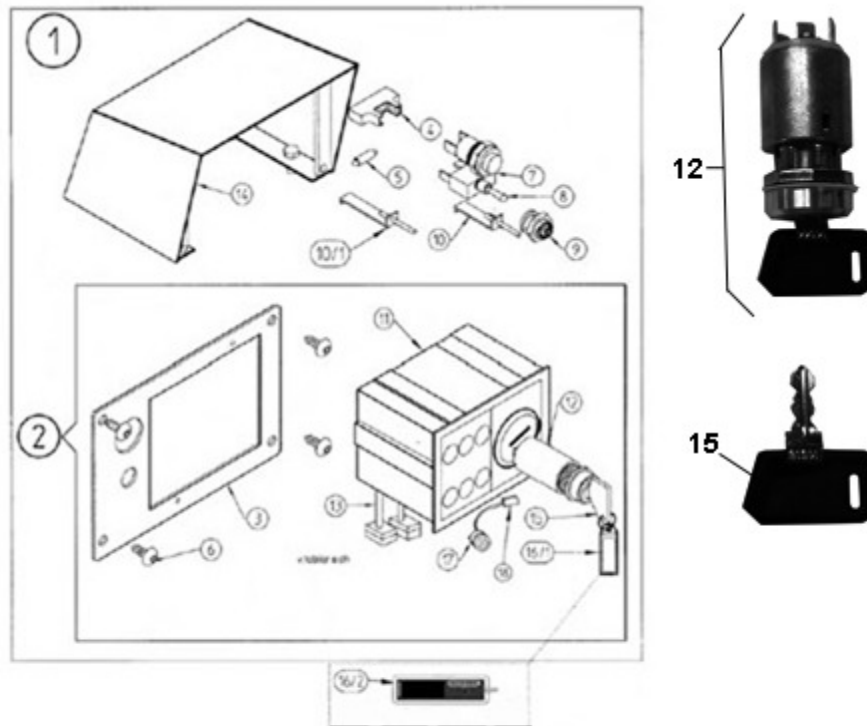


FIGURE	REFERENCE	DENOMINATION	AMOUNT
001	09.92200RE03	DASH, PANEL	1
002	09.09220.03	DASHBOARD LKS	1
003	09.00923.03	FLANGE	1
004	01.00928.00	FUSE BOX	1
005	43.50030.00	FUSE 10A	1
006	603.06015.96	SCREW	1
007	01.00796.00	PUSCH BUTTOM	1
008	43.50024.01	SWITCH	1
009	43.50025.00	DUST EXCLUDER	1
010	46.50029.01	CLAMP	1
011	09.50020RE00	DASH, PANEL	1
012	01.00823.03	CONMUTATOR	1
013	01.00844.14	LENGTH ELEC. INSTAL.	1
014	09.00922.03	BOX.	1
015	01.08223.03	KEY	1
016.1	43.50022.02	KEY RING	1

016.2	43.50080.00	INDICATOR	1
017	58.15340.00	HORN	1

## 11. ELECTRIC INSTALLATION

### INSTRUMENT PANEL (DITER)

FIGURE	REFERENCE	DENOMINATION	AMOUNT
018	02.14113.00	LENGTH ELEC. INSTAL.	1

# 11. ELECTRIC INSTALLATION

## DITER/HATZ

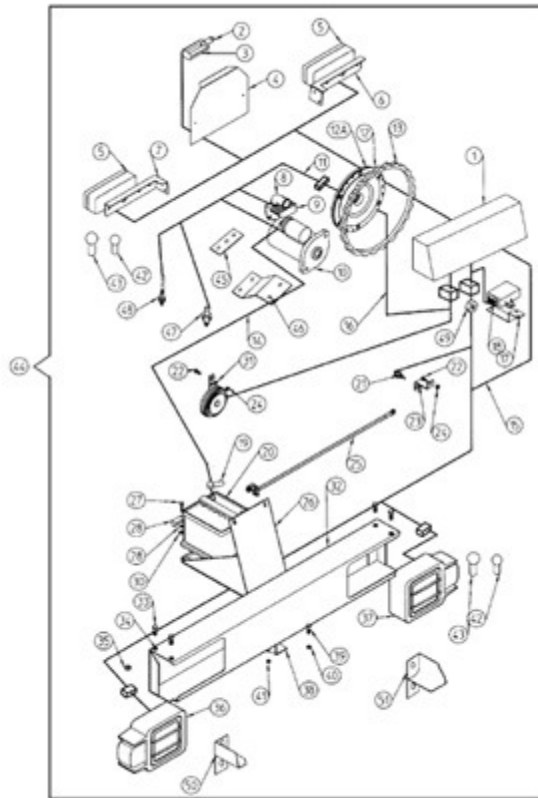


FIGURE	REFERENCE	DENOMINATION	AMOUNT
001	40.92300.00	DASH, PANEL	1
001	09.92310RE00	DASH, PANEL	1
001	40.92300.00	DASH, PANEL	1
001	09.92310RE00	DASH, PANEL	1
002	46.01324.00	LAMP 12V 5W	1
002	46.01324.00	LAMP 12V 5W	1
003	46.10755.00	NUMBER PLATE LIGHT	1
003	46.10755.00	NUMBER PLATE LIGHT	1
004	46.10754.00	PIN SUPPORT 25x195x250	1
004	46.10754.00	PIN SUPPORT 25x195x250	1
005	54.01327.00	PILOT	2
005	54.01327.00	PILOT	2
006	16.01449.12	LIGHT SUPPORT	1
006	16.01449.12	LIGHT SUPPORT	1
007	16.01449.13	LIGHT SUPPORT	1
007	16.01449.13	LIGHT SUPPORT	1

008	01.00855.00	ACC. FORK	1
008	01.00855.00	ACC. FORK	1

## 11. ELECTRIC INSTALLATION

### DITER/HATZ

FIGURE	REFERENCE	DENOMINATION	AMOUNT
009	85.11800.09	VOLTAGR REGULATOR	1
009	85.11800.10	VOLTAGR REGULATOR	1
009	86.90000.06	VOLTAGR REGULATOR hatz 4491	1
009	85.11800.09	VOLTAGR REGULATOR	1
009	85.11800.10	VOLTAGR REGULATOR	1
009	86.90000.06	VOLTAGR REGULATOR hatz 4491	1
010	16.01415.00	STARTER ENGINE	1
010	16.01415.50	STARTER ENGINE	1
010	86.90000.04	STARTER ENGINE	1
010	16.01415.00	STARTER ENGINE	1
010	16.01415.50	STARTER ENGINE	1
010	86.90000.04	STARTER ENGINE	1
011	01.00881.00	LENGTH ELEC. INSTAL.	1
011	01.00881.00	LENGTH ELEC. INSTAL.	1
012	15.00101.12	GENERATOR	1
012	15.00101.13	GENERATOR	1
012	86.90000.11	RING 0,5 MM.	1
012	86.90000.10	COIL	1
012	15.00101.12	GENERATOR	1
012	15.00101.13	GENERATOR	1
012	86.90000.11	RING 0,5 MM.	1
012	86.90000.10	COIL	1
013	01.00798.00	CROWN	1
013	01.00798.01	CROWN	1
013	86.90000.26	CROWN	1
013	01.00798.00	CROWN	1
013	01.00798.01	CROWN	1
013	86.90000.26	CROWN	1
014	15.01443.00	ELECTRICAL CABLE	1
014	15.01443.00	ELECTRICAL CABLE	1
015	37.01242.12	LENGTH ELEC. INSTAL.	1
015	37.01242.12	LENGTH ELEC. INSTAL.	1

016	01.08440.10	LENGTH ELEC. INSTAL.	1
016	01.08440.10	LENGTH ELEC. INSTAL.	1
017	02.01223.00	SOP. PLAN. REC. 30x37x140	1
017	02.01223.00	SOP. PLAN. REC. 30x37x140	1

## 11. ELECTRIC INSTALLATION

### DITER/HATZ

FIGURE	REFERENCE	DENOMINATION	AMOUNT
018	43.10623.00	PULSE GENERATOR	1
018	43.10623.00	PULSE GENERATOR	1
019	46.10002.00	TERMINAL PROTECTOR	1
019	46.10002.00	TERMINAL PROTECTOR	1
020	00.09035.01	BATTERY	1
020	00.09035.01	BATTERY	1
021	45.01525.00	SWITCH	1
021	45.01525.00	SWITCH	1
022	603.06015.86	SCREW DIN933 M6x15	2
022	603.06015.86	SCREW DIN933 M6x15	2
023	09.00328.00	STRIP SUPPORT	1
023	09.00328.00	STRIP SUPPORT	1
024	701.06000.66	NUT DIN934 M6X1	2
024	701.06000.66	NUT DIN934 M6X1	2
025	01.00842.00	ELECTRICAL CABLE	1
025	01.00842.00	ELECTRICAL CABLE	1
026	02.01926.02	BATTERY SUPPORT	1
026	02.01926.02	BATTERY SUPPORT	1
027	603.06030.86	SCREW DIN933 M6x30	1
027	603.06030.86	SCREW DIN933 M6x30	1
028	20.11101.00	FIXATION SUPPORT 2X10X70	1
028	20.11101.00	FIXATION SUPPORT 2X10X70	1
029	104.06000.00	WASHER DIN7980 D6	1
029	104.06000.00	WASHER DIN7980 D6	1
030	701.06000.66	NUT DIN934 M6X1	1
030	701.06000.66	NUT DIN934 M6X1	1
031	00.09034.00	HORN	1
031	00.09034.00	HORN	1
032	14.11430.10	STRIP SUPPORT	1
032	14.11430.00	STRIP SUPPORT	1

032	14.11430.10	STRIP SUPPORT	1
032	14.11430.00	STRIP SUPPORT	1
033	603.10020.86	SCREW DIN933 M10x20	4
033	603.10020.86	SCREW DIN933 M10x20	4
034	104.10000.00	WASHER DIN7980 D10	4
034	104.10000.00	WASHER DIN7980 D10	4

## 11. ELECTRIC INSTALLATION

### DITER/HATZ

FIGURE	REFERENCE	DENOMINATION	AMOUNT
035	112.08000.66	WASHER DIN9021 D8	4
035	112.08000.66	WASHER DIN9021 D8	4
036	00.09032.10	BEACON	1
036	00.09032.10	BEACON	1
037	00.09032.11	BEACON	1
037	00.09032.11	BEACON	1
038	02.02926.01	STRIGHT SUPPORT	1
038	02.02926.01	STRIGHT SUPPORT	1
039	603.08020.86	SCREW DIN933 M8x20	1
039	603.08020.86	SCREW DIN933 M8x20	1
040	104.08000.00	WASHER DIN7980 D8	1
040	104.08000.00	WASHER DIN7980 D8	1
041	701.08000.66	NUT DIN934 M8X1,25	1
041	701.08000.66	NUT DIN934 M8X1,25	1
042	31.01331.00	LAMP 12V 21W/5W	2
042	31.01331.00	LAMP 12V 21W/5W	2
043	31.01329.00	LAMP 12V 21W	2
043	31.01329.00	LAMP 12V 21W	2
044	09.00081.06	EQUIPO ELEC. 150-DH C/A	1
044	09.00081RE07	EQUIPO ELEC. 150-DH C/A	1
044	09.00081.06	EQUIPO ELEC. 150-DH C/A	1
044	09.00081RE07	EQUIPO ELEC. 150-DH C/A	1
045	02.00189.01	SHEET SUPPORT	1
045	02.00189.01	SHEET SUPPORT	1
046	02.00189.00	SOP. FOR. 20X110X110	1
046	02.00189.00	SOP. FOR. 20X110X110	1
047	82.00840.02	PRESSURE SWITCH	1
047	82.00840.02	PRESSURE SWITCH	1

048	83.00840.05	THERMOCONTACT	1
048	83.00840.05	THERMOCONTACT	1
049	701.14000.66	NUT DIN934 M14x2	1
049	701.14000.66	NUT DIN934 M14x2	1
050	08.11180.03	BRACKET ANG.	1
050	08.11180.03	BRACKET ANG.	1
051	08.11180.02	BRACKET ANG.	1
051	08.11180.02	BRACKET ANG.	1



# 11. ELECTRIC INSTALLATION

## STARTING PANEL (KUBOTA)

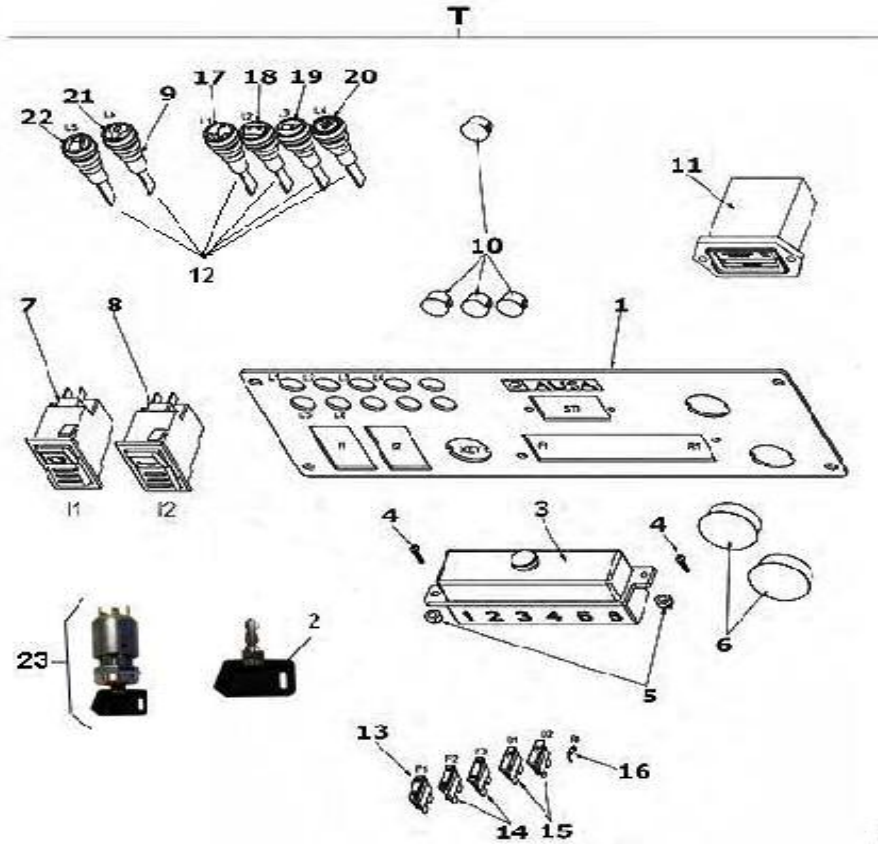


FIGURE	REFERENCE	DENOMINATION	AMOUNT
001	60.00923.05	FLANGE	1
002	01.08223.03	KEY	1
003	IM.20104.00	CAJA. PORTAFUSIBLES 6 U.	1
004	615.04020.66	SCREW DIN84	2
005	711.04000.66	NUT	2
006	IM.20115.00	TAPA. D22MM	2
007	12.11052.00	ROTARY LIGHT SWITCH	1
008	12.11051.00	HORN SWITCH	1
009	IM.20120.00	PREHEAT TIMER RELAY	1
010	IM.20106.00	TAPON. ESPIAS D13	5
011	IM.20100.00	CONTADOR HORAS	1
012	IM.20105.00	LAMP 12V	1
013	43.50043.00	FUSE 20A	1
014	43.50032.00	FUSE 15A	2
015	43.50044.00	DIODO 3A	2
016	43.50045.00	RESISTENCIA 150 OHM 2W	1

017	IM.20108.00	WATER TEMPERATURE INDICATOR	1
018	IM.20110.00	GENERATOR INDICATOR	1

## 11. ELECTRIC INSTALLATION

### STARTING PANEL (KUBOTA)

FIGURE	REFERENCE	DENOMINATION	AMOUNT
019	IM.20109.00	OIL PRESSURE INDICATOR	1
020	IM.20113.00	AIR FILTER INDICATOR	1
021	IM.20114.00	PRE HEATING INDICATOR	1
022	09.09240.02	TABLIER KUBOTA/PERKINS ARRANQU	1
023	01.00823.03	CONMUTATOR	1
T	09.09240.02	TABLIER KUBOTA/PERKINS ARRANQU	1

# 11. ELECTRIC INSTALLATION

## LIGHTING PANEL (KUBOTA)

CHASSIS: 48914



FIGURE	REFERENCE	DENOMINATION	AMOUNT
000	09.09250.02	TABLIER KUBOTA/PERKINS C/LUCES	1
001	IM.20112.00	BEAM LIGHTS INDICATOR	1
002	IM.20107.00	INTERMITTENT LIGHT INDICATOR	1
003	IM.20109.00	OIL PRESSURE INDICATOR	1
004	IM.20110.00	GENERATOR INDICATOR	1
005	IM.20108.00	WATER TEMPERATURE INDICATOR	1
006	IM.20114.00	PRE HEATING INDICATOR	1
007	IM.20111.00	LUZ TESTIGO LUZ POSIC.	1
008	IM.20113.00	AIR FILTER INDICATOR	1
009	12.11052.00	ROTARY LIGHT SWITCH	1
010	12.11050.00	TULIPA INTERRUPTOR WARNING	1

011	IM.20101.00	CONMUTATOR WITH KEY	1
012	IM.20101.01	KEY OF THE START SWITCH IM.20101.00	1
013	IM.20102.00	CAJA. 3VIAS SWF	1
014	IM.20103.00	TAPA. INTERRUPTOR	3
015	IM.20104.00	CAJA. PORTAFUSIBLES 6 U.	2
016	43.50026.00	CONMUTATOR	1
017	09.00924.20	TAPA. 2X104X396 MANDOS ELEC.	1
018	43.50023.00	0	1
019	IM.20100.00	CONTADOR HORAS	1
020	IM.20106.00	TAPON. ESPIAS D13	4
021	IM.20028.00	FUSE	2
022	43.50030.00	FUSE 10A	1
023	43.50032.00	FUSE 15A	1
024	43.50043.00	FUSE 20A	5
025	IM.20123.00	PREHEATING TIMER RELAY	1
026	43.50044.00	DIODO 3A	1
027	43.50045.00	RESISTENCIA 150 OHM 2W	1
028	09.01243.02	ELECTRIC WIRE	1

**COMMENTS**

---

MOD.3324

## 11. ELECTRIC INSTALLATION KUBOTA

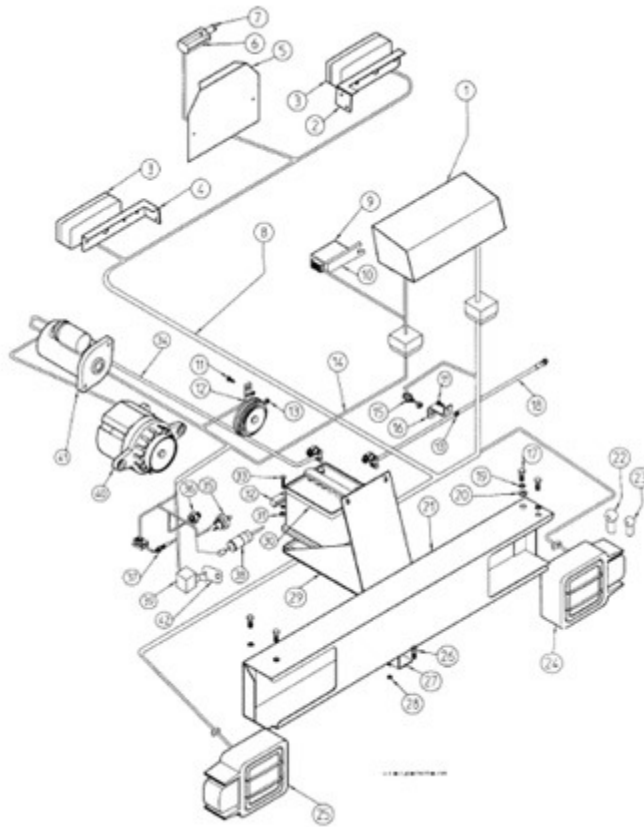


FIGURE	REFERENCE	DENOMINATION	AMOUNT
001	09.92500.01	TABLIER KUBOTA/PERKINS C/LUCES	1
001	09.92500.01	TABLIER KUBOTA/PERKINS C/LUCES	1
002	16.01449.13	LIGHT SUPPORT	1
002	16.01449.13	LIGHT SUPPORT	1
003	54.01327.00	PILOT	2
003	54.01327.00	PILOT	2
004	16.01449.12	LIGHT SUPPORT	1
004	16.01449.12	LIGHT SUPPORT	1
005	46.10754.00	PIN SUPPORT 25x195x250	1
005	46.10754.00	PIN SUPPORT 25x195x250	1
006	46.10755.00	NUMBER PLATE LIGHT	1
006	46.10755.00	NUMBER PLATE LIGHT	1
007	46.01324.00	LAMP 12V 5W	1
007	46.01324.00	LAMP 12V 5W	1
008	37.01242.12	LENGTH ELEC. INSTAL.	1
008	37.01242.12	LENGTH ELEC. INSTAL.	1

009	43.10621.00	BOX.	1
009	43.10621.00	BOX.	1

## 11. ELECTRIC INSTALLATION

### KUBOTA

FIGURE	REFERENCE	DENOMINATION	AMOUNT
010	02.01223.00	SOP. PLAN. REC. 30x37x140	1
010	02.01223.00	SOP. PLAN. REC. 30x37x140	1
011	603.06015.86	SCREW DIN933 M6x15	2
011	603.06015.86	SCREW DIN933 M6x15	2
012	00.09034.00	HORN	1
012	00.09034.00	HORN	1
013	701.06000.66	NUT DIN934 M6X1	1
013	701.06000.66	NUT DIN934 M6X1	1
014	09.01501.01	LENGTH ELEC. INSTAL.	1
014	09.01501.01	LENGTH ELEC. INSTAL.	1
015	01.00809.00	SWITCH	1
015	01.00809.00	SWITCH	1
016	09.00328.00	STRIP SUPPORT	1
016	09.00328.00	STRIP SUPPORT	1
017	603.10020.86	SCREW DIN933 M10x20	4
017	603.10020.86	SCREW DIN933 M10x20	4
018	15.01444.00	ELECTRICAL CABLE	1
018	15.01444.00	ELECTRICAL CABLE	1
019	104.10000.00	WASHER DIN7980 D10	4
019	104.10000.00	WASHER DIN7980 D10	4
020	112.08000.66	WASHER DIN9021 D8	4
020	112.08000.66	WASHER DIN9021 D8	4
021	14.11430.00	STRIP SUPPORT	1
021	14.11430.10	STRIP SUPPORT	1
021	14.11430.00	STRIP SUPPORT	1
021	14.11430.10	STRIP SUPPORT	1
022	31.01329.00	LAMP 12V 21W	2
022	31.01329.00	LAMP 12V 21W	2
023	31.01331.00	LAMP 12V 21W/5W	2
023	31.01331.00	LAMP 12V 21W/5W	2
024	00.09032.11	BEACON	1
024	00.09032.11	BEACON	1

025	00.09032.10	BEACON	1
025	00.09032.10	BEACON	1
026	603.08020.86	SCREW DIN933 M8x20	1
026	603.08020.86	SCREW DIN933 M8x20	1

## 11. ELECTRIC INSTALLATION

### KUBOTA

FIGURE	REFERENCE	DENOMINATION	AMOUNT
027	02.02926.01	STRIGHT SUPPORT	1
027	02.02926.01	STRIGHT SUPPORT	1
028	701.08000.66	NUT DIN934 M8X1,25	1
028	701.08000.66	NUT DIN934 M8X1,25	1
029	02.01926.02	BATTERY SUPPORT	1
029	02.01926.02	BATTERY SUPPORT	1
030	00.09035.01	BATTERY	1
030	00.09035.01	BATTERY	1
031	701.06000.66	NUT DIN934 M6X1	1
031	701.06000.66	NUT DIN934 M6X1	1
032	20.11101.00	FIXATION SUPPORT 2X10X70	1
032	20.11101.00	FIXATION SUPPORT 2X10X70	1
033	603.06030.86	SCREW DIN933 M6x30	1
033	603.06030.86	SCREW DIN933 M6x30	1
034	01.00841.02	ELECTRICAL CABLE	1
034	01.00841.02	ELECTRICAL CABLE	1
035	09.02126.00	SENSOR	1
035	09.02126.00	SENSOR	1
036	09.02127.00	SENSOR	1
036	09.02127.00	SENSOR	1
037	09.02129.00	SPARK PLUG	1
037	09.02129.00	SPARK PLUG	1
038	09.02128.00	STOP ELECTROMAGNET PERKINS	1
038	09.02128.00	STOP ELECTROMAGNET PERKINS	1
039	43.01530.02	RELAY 40 AMP. 5 CONTAC. 6.3MM	1
039	43.01530.02	RELAY 40 AMP. 5 CONTAC. 6.3MM	1
040	09.02123.00	GENERATOR	1
040	09.02123.00	GENERATOR	1
041	09.02124.00	STARTER ENGINE	1
041	09.02124.00	STARTER ENGINE	1

042	45.04113.11	STRIP SUPPORT	1
042	45.04113.11	STRIP SUPPORT	1
043	603.05015.86	SCREW DIN933	1
043	603.05015.86	SCREW DIN933	1
044	709.14000.66	NUT	1
044	709.14000.66	NUT	1

## 11. ELECTRIC INSTALLATION

### KUBOTA

FIGURE	REFERENCE	DENOMINATION	AMOUNT
045	08.11180.03	BRACKET ANG.	1
045	08.11180.03	BRACKET ANG.	1
046	08.11180.02	BRACKET ANG.	1
046	08.11180.02	BRACKET ANG.	1



## 11. ELECTRIC INSTALLATION ACOUSTIC WARNING

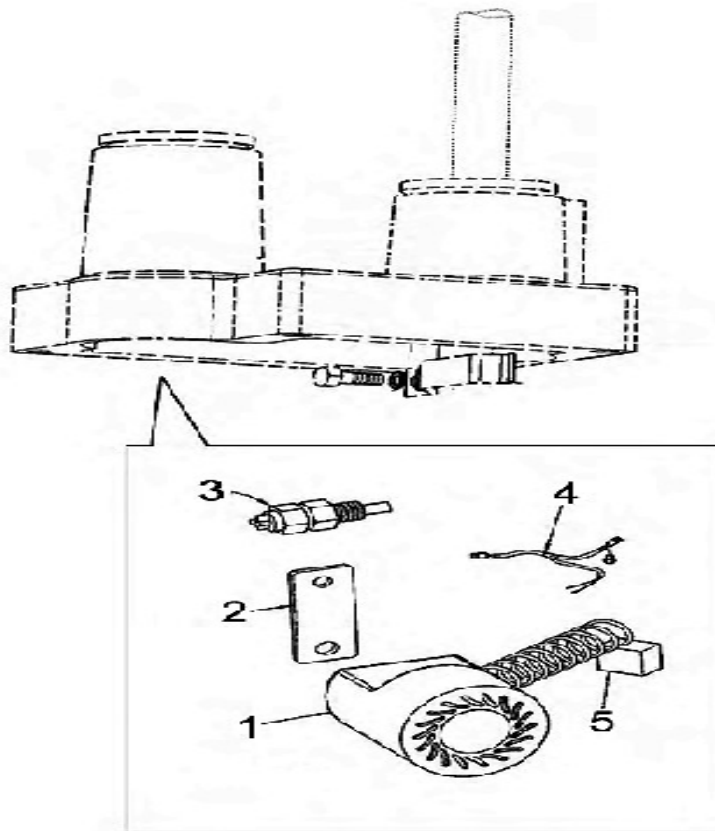


FIGURE	REFERENCE	DENOMINATION	AMOUNT
001	02.14110.01	HORN	1
001	02.14110.01	HORN	1
002	02.14112.00	STRIP SUPPORT	1
002	02.14112.00	STRIP SUPPORT	1
003	45.01525.00	SWITCH	1
003	45.01525.00	SWITCH	1
004	02.14113.01	LENGTH ELEC. INSTAL.	1
004	02.14113.01	LENGTH ELEC. INSTAL.	1
005	832.00001.00	PLUG	1
005	832.00001.00	PLUG	1
006	107.14000.10	WASHER AL 14x20x1.5	1
006	107.14000.10	WASHER AL 14x20x1.5	1

## 09. MACHINE FUNCTIONS IMPLEMENTS

### LOW UNLOAD FUNNEL

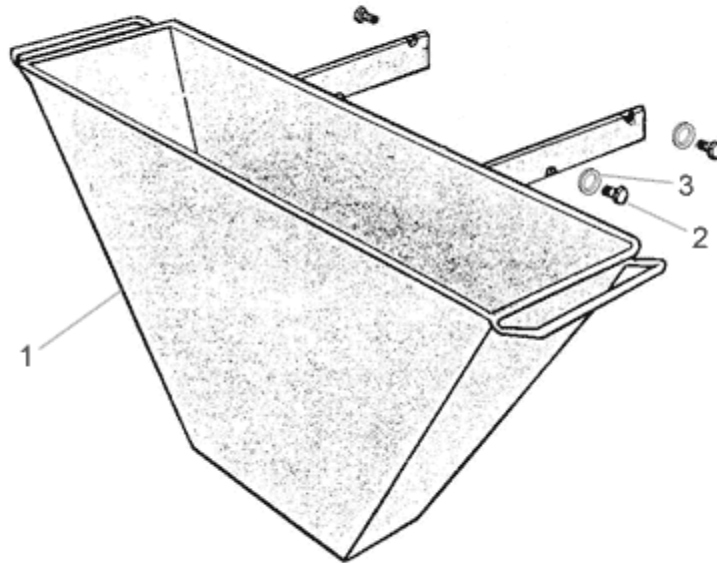
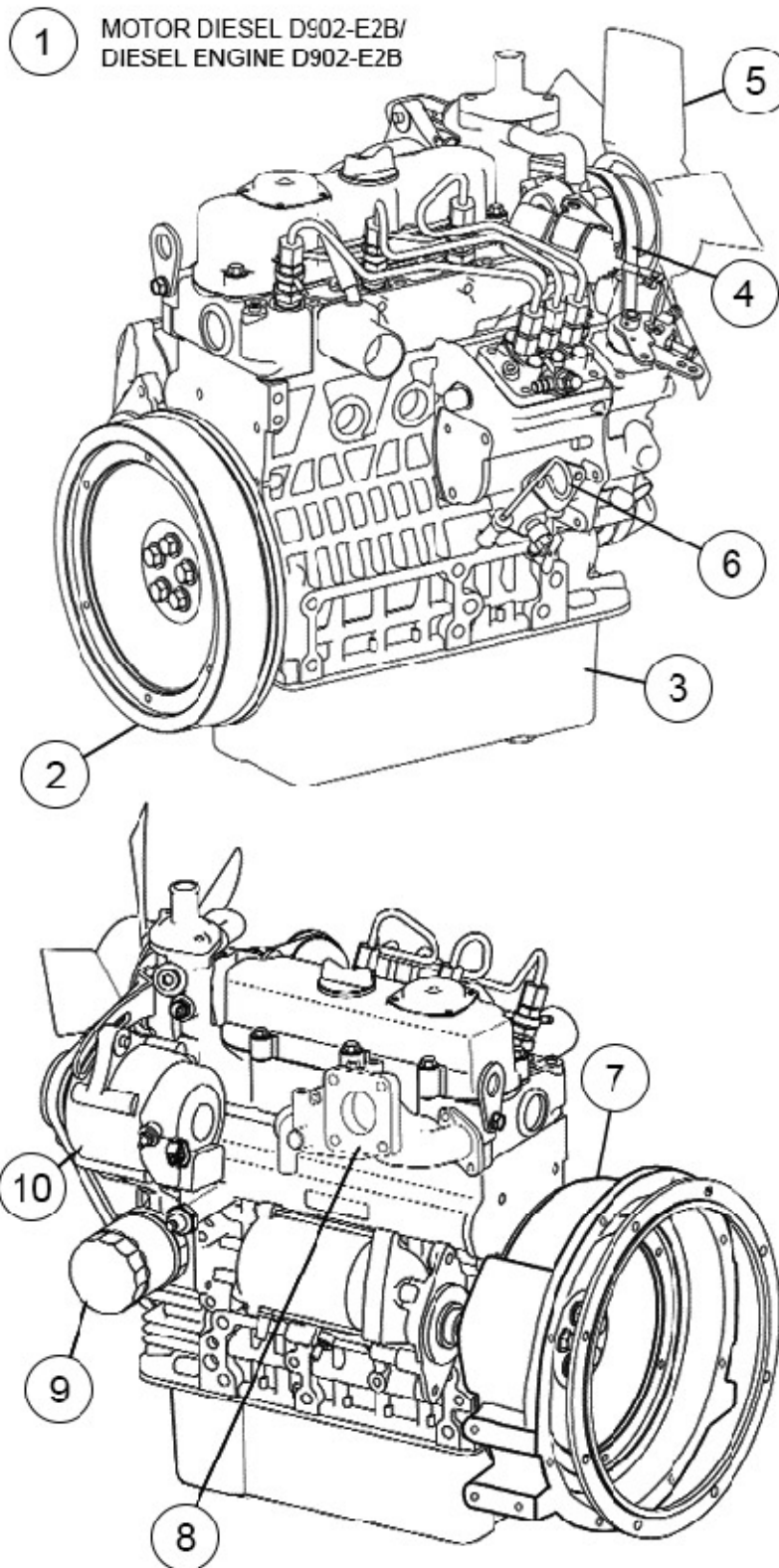


FIGURE	REFERENCE	DENOMINATION	AMOUNT
001	09.12310.00	SKIP	1
001B	39.12311.00	SKIP	1
002	09.12312.00	AXLE CIL/ROS	4
003	104.14000.00	CIR-CLIP EXT. DIN7980	4

### 13. ACCESSORIES ENGINE D902 ENGINE



FIGURE

REFERENCE

DENOMINATION

AMOUNT

001	10.02200.00	DIESEL ENGINE D902-E2B	1
002	KU1E00725010	COMP.FLYWHEEL	1
003	KU1G96201600	CARTER	1
004	KU1688397010	V BELT (35,0 IN)	1
005	KU1259974110	FAN	1
006	KU1G47036412	GAUGE, OIL	1
007	KU1E00704610	HOUSING, FLYWHEEL	1
008	KU1G96212310	MANIFOLD, EXHAUST	1
009	MN000027	OIL FILTER, CARTRIDGE	1
010	KU1667864012	ALTERNATOR	1

## 13. ACCESSORIES ENGINE D902 ENGINE

CHASSIS: 85789

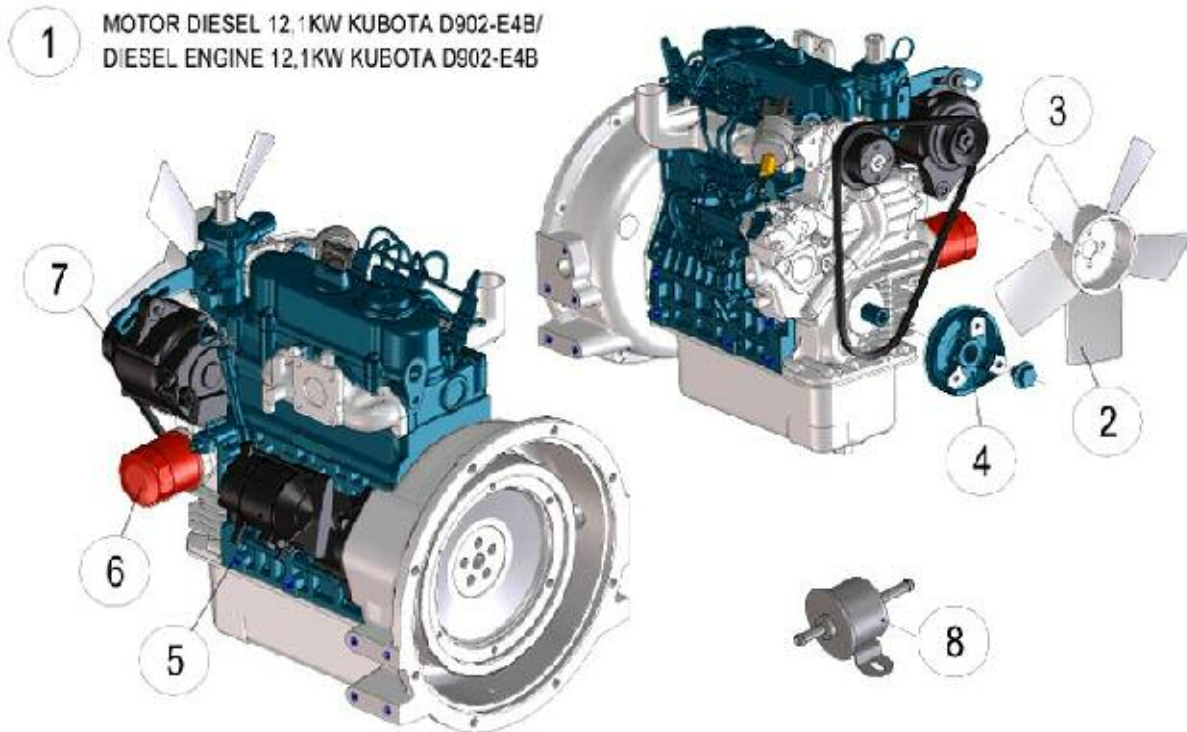


FIGURE	REFERENCE	DENOMINATION	AMOUNT
001	10.02200.01	DIESEL ENGINE KUBOTA D902-E4B	1
002	KU1259974112	FAN	1
003	KU1688397011	BELT	1
004	KU1G47074283	PULLEY, FAN DRIVE	1
005	KU1926963013	STARTER ENGINE	1
006	MN000027	OIL FILTER, CARTRIDGE	1
007	KU1667864012	ALTERNATOR	1
008	KURC60151351	FUEL ASSY PUMP	1

## 02. ENGINE EXHAUST PIPE

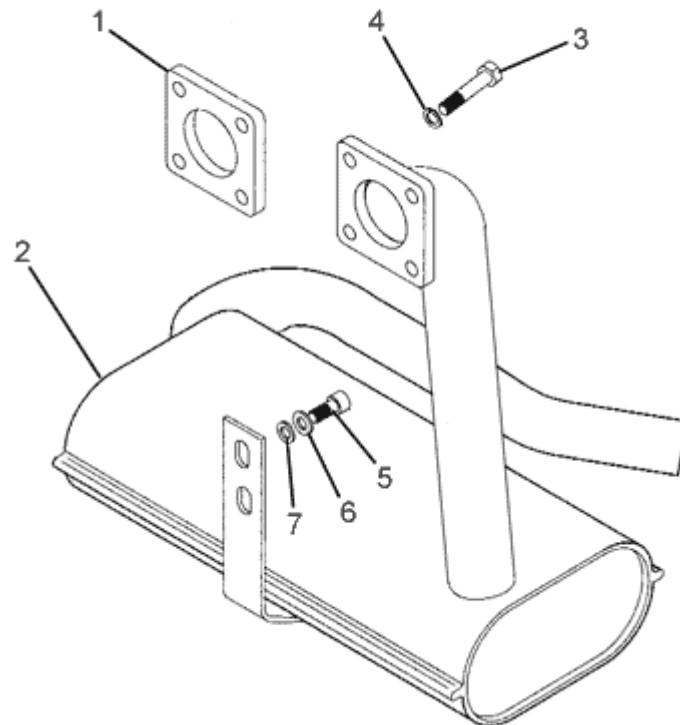


FIGURE	REFERENCE	DENOMINATION	AMOUNT
001	09.02808.00	REGUL SPACER	1
002	09.00119.02	TUBO SALIDA GASES 175X375X445	1
003	604.08040.86	SCREW DIN931	4
004	104.08000.00	WASHER DIN7980 D8	4
005	621.38015.86	SCREW DIN912	2
006	101.10000.66	WASHER DIN125 D10	2
007	104.10000.00	WASHER DIN7980 D10	2

## 02. ENGINE CLUTCH

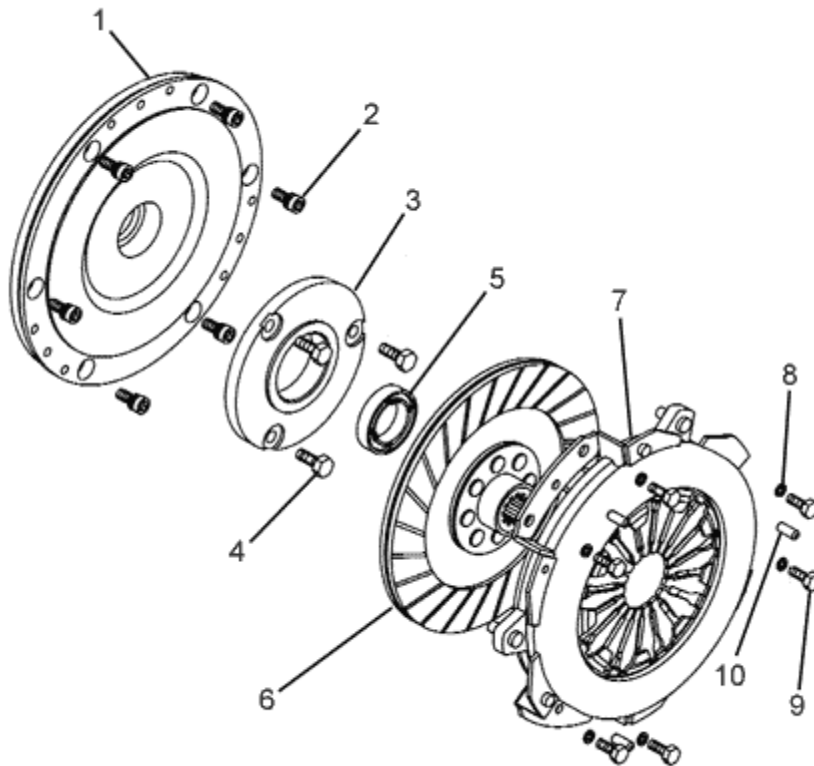


FIGURE	REFERENCE	DENOMINATION	AMOUNT
001	10.04214.00	KUBOTA SUPPLY	1
002	601.08022.86	SCREW DIN912	6
003	01.00213.01	BEARING SUPPORT	1
004	603.06015.86	SCREW DIN933 M6x15	3
005	309.17012.00	BEARING DIN625	1
006	16.00201.00	DISK CLUTCH	1
007	15.00202.10	PRESSURE PLATE	1
008	104.06000.00	WASHER DIN7980 D6	6
009	603.08020.86	SCREW DIN933 M8x20	6
010	402.06015.00	PIN	3

## 02. ENGINE

### AIR FILTER COMP.

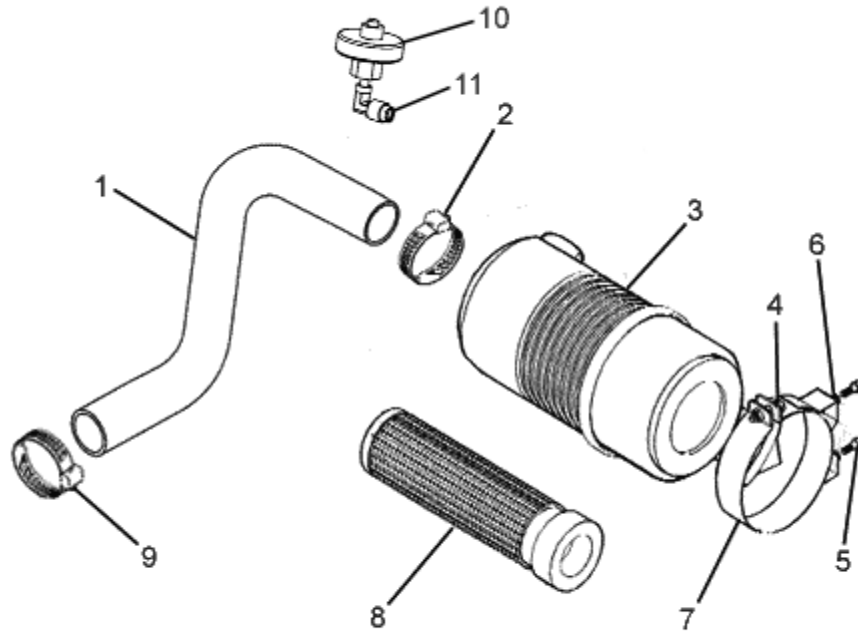


FIGURE	REFERENCE	DENOMINATION	AMOUNT
001	09.00230.02	TUBO ADMISION 40X52X600 FLEXIB	1
002	912.40060.66	CLAMP D40-60	1
003	09.01200.00	AIR FILTER	1
004	09.01201.00	CLAMP	1
005	630.08020.96	SCREW ISO7380	2
006	104.08000.00	WASHER DIN7980 D8	2
007	701.08000.66	NUT DIN934 M8X1,25	2
008	09.01204.00	FILTER ELEMENT	1
009	912.32050.66	CLAMP DIN3017	1
010	43.50119.00	AIR FILTER INDICATOR	1
011	10.02144.00	ELBOW C90M/H NIPPLE	1



## 02. ENGINE

### FUEL FILTER

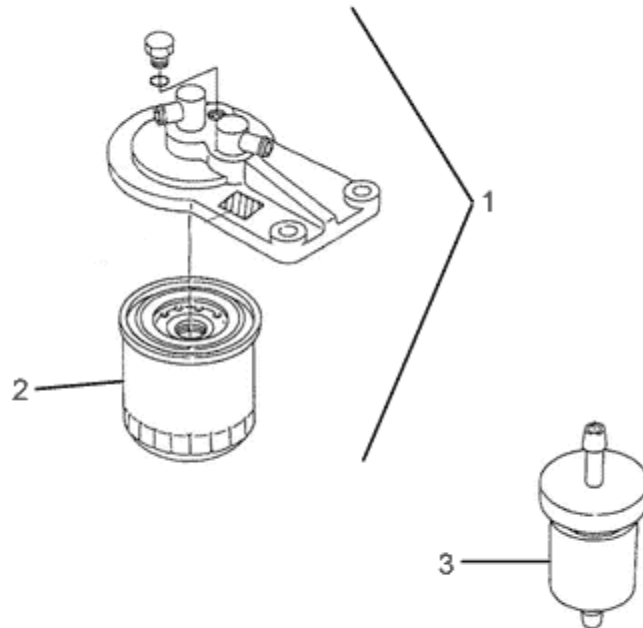


FIGURE	REFERENCE	DENOMINATION	AMOUNT
001	KU1522443010	DIESEL FILTER + SUPPORT	1
002	DN000002	FUEL FILTER CARTRIDGE (400h)	1
003	MN000017	PRE-FILTER, FUEL (200h+50h)	1

## 02. ENGINE

### FUEL TANK

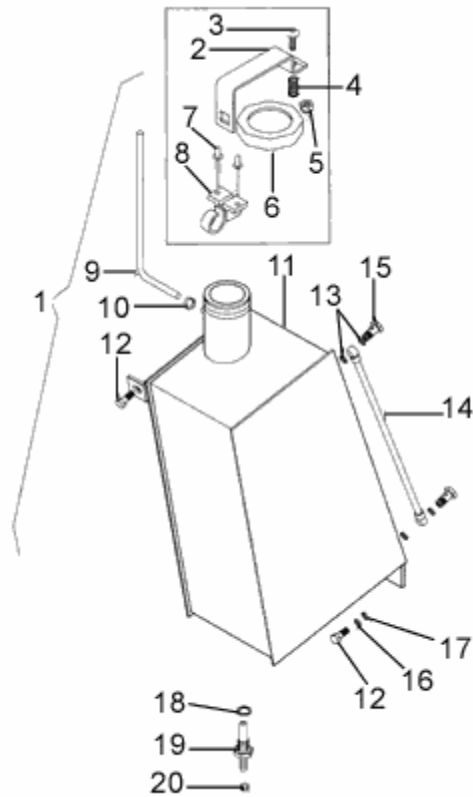


FIGURE	REFERENCE	DENOMINATION	AMOUNT
001	02.09250.00	OIL TANK	1
002	02.11101.00	LATCH	1
003	630.08025.86	SCREW ISO7380	1
004	02.11010.00	TUBO GOMA B/P D8xD14x10	1
005	711.08000.66	NUT DIN982 M8	1
006	15.01524.00	TANK CAP	1
007	502.05000.66	RIVET DIN1476	2
008	01.01925.00	LATCH	1
009	43.00750.07	TUBO PLAS. TRANS. 6x9x640	1
010	912.08000.66	HOSE CLAMP Ø8-8	1
011	02.00925.03	TANK	1
012	630.08020.96	SCREW ISO7380	4
013	107.08000.10	WASHER AL 8x13.5x1.5	4
014	54.14400.00	HOSE TRANS. PLAS	1
015	80.06041.00	FITTING SCREW SIM. M8x1x16	2
016	101.08000.66	WASHER DIN125 D8	4

017	104.08000.00	WASHER DIN7980 D8	4
018	107.14000.10	WASHER AL 14x20x1.5	1

## 02. ENGINE

### FUEL TANK

FIGURE	REFERENCE	DENOMINATION	AMOUNT
019	52.00110.02	FITTING M/M 14x9	1
020	912.08016.66	CLAMP DIN3017	4

## 02. ENGINE

### EXPANSION TANK

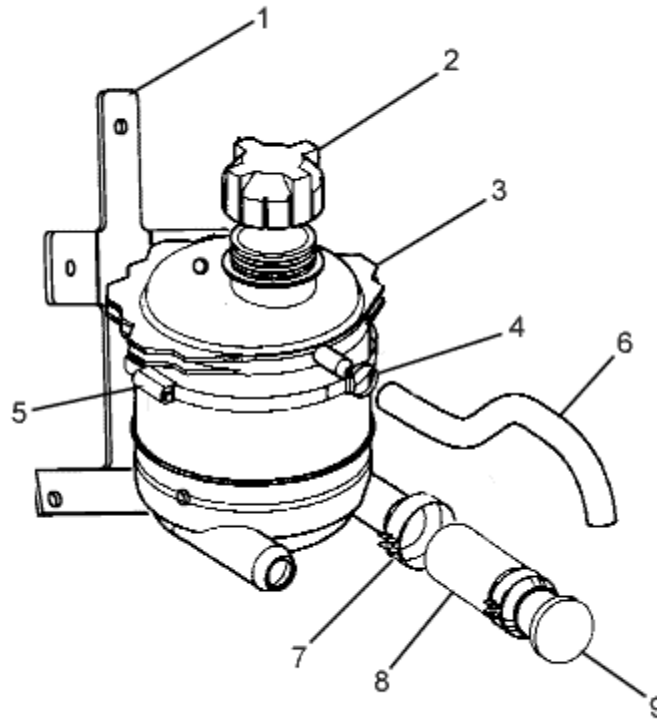


FIGURE	REFERENCE	DENOMINATION	AMOUNT
001	09.00720.02	PLETINA 3X120X500	1
002	09.00172.00	CAP	1
003	46.00171.00	EXPANSION TANK WITH CAP	1
004	912.12140.66	CLAMP	1
005	912.08016.66	CLAMP DIN3017	2
006	43.14105.40	TUBO GOMA B/P 8x14x320	1
007	912.20032.00	CLAMP	1
008	09.00246.02	SLEEVE	1
009	934.32249.00	CAP	1

## 02. ENGINE

### ENGINE SUPPORTS

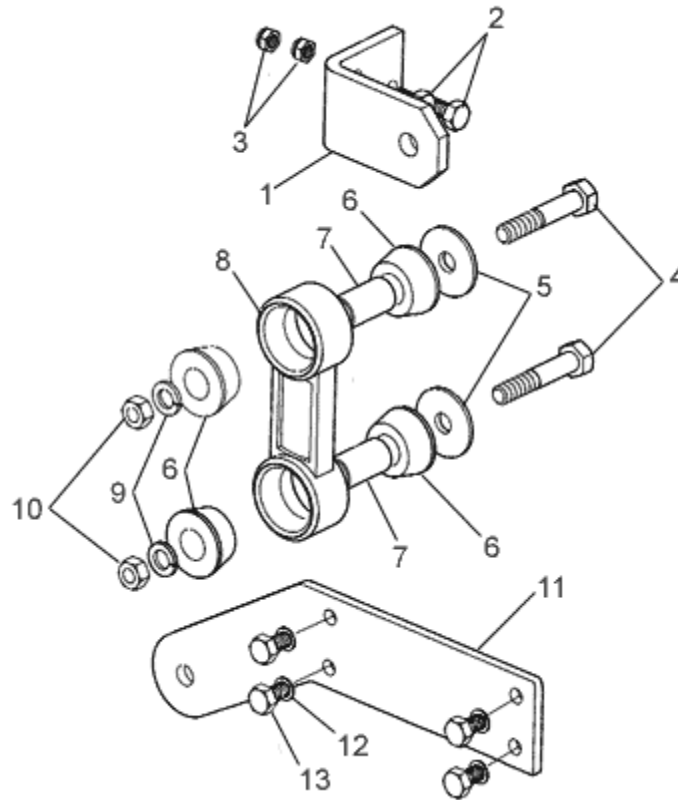


FIGURE	REFERENCE	DENOMINATION	AMOUNT
001	10.00776.02	SOP. MOTOR 82X60X10	1
002	604.10035.86	SCREW DIN931	2
003	711.10000.66	SHOCK ABSORBER	2
004	604.14080.86	SCREW DIN931	2
005	37.00374.00	WASHER DIN9021 14,5x50x5	2
006	15.00113.00	SHOCK DAMPER 22X47X22.5 GOMA	4
007	15.00114.01	BUSH	2
008	01.00112.10	TIE ROD	1
009	104.14000.00	CIR-CLIP EXT. DIN7980	2
010	701.14000.66	NUT DIN934 M14x2	2
011	09.02217.01	SOP. MOTOR 10X400X70	1
012	104.10000.00	WASHER DIN7980 D10	4
013	603.10025.86	SCREW DIN933 M10x25	4

## 03. TRANSMISSION

### DIFFERENTIAL

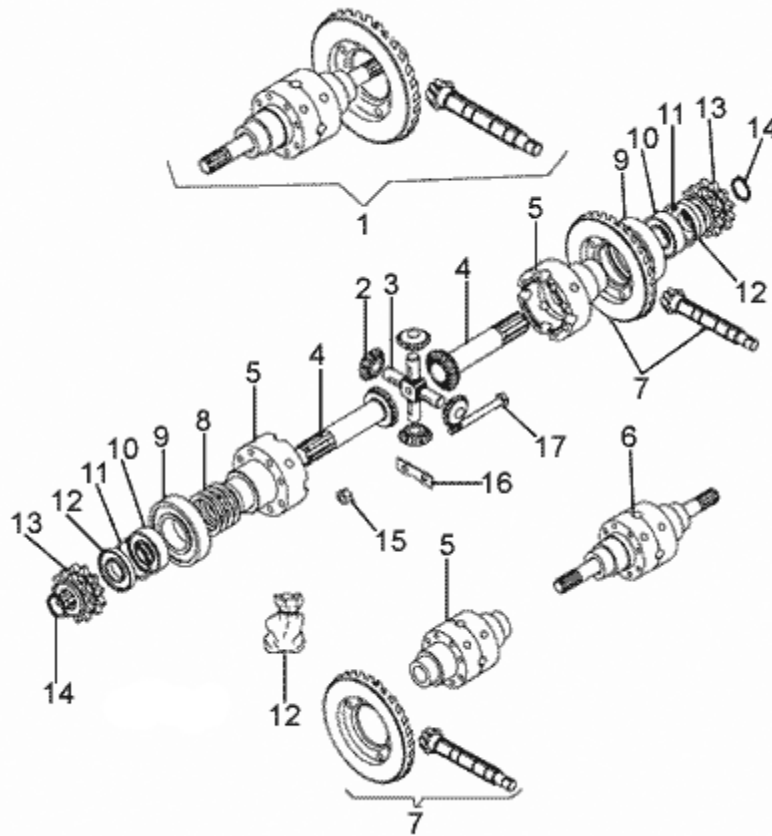


FIGURE	REFERENCE	DENOMINATION	AMOUNT
001	01.03000RE02	DIFFERENTIAL	1
002	01.00387.00	GEAR z12	4
003	01.00388.00	AXLES	1
004	00.00382.02	GEAR CONICAL	2
005	01.03010.02	CAJA DIFERENCIAL AJUST.	1
006	01.00302RE02	DIFFERENTIAL WITHOUT CROWN	1
007	01.30000.02	CONICAL GEAR SET	1
008	01.03902.00	WASHER ADJUST.	1
008	01.03903.00	WASHER ADJUST.	1
009	301.40018.00	BEARING DIN625	2
010	301.25015.00	BEARING DIN625	2
011	905.52000.00	RING 0,5 MM.	2
012	09.99007.00	GASKET SET	1
013	02.00385.02	GEAR z11-11	2
014	904.25000.00	RING 0,5 MM.	2
015	711.08000.66	NUT DIN982 M8	8

016	01.00389.00	PANEL	4
017	01.00380.00	SCREW DIN931*	8

### 03. TRANSMISSION SHIFT GEAR LEVERS

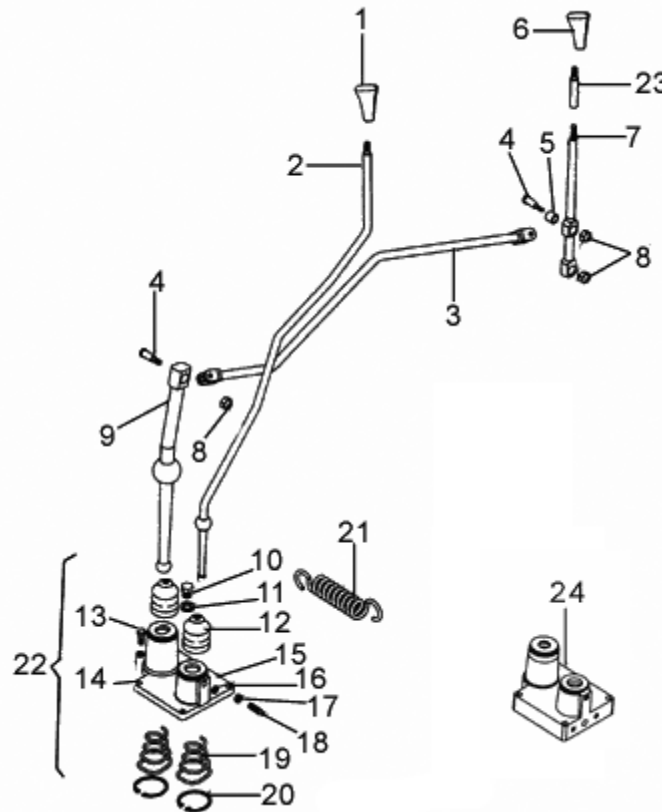


FIGURE	REFERENCE	DENOMINATION	AMOUNT
001	01.00325.02	EMPU \ Adur D50X79 C / V	1
002	02.40323.01	CONTROL LEVER	1
003	02.41323.00	CONTROL LEVER	1
004	01.00309.00	SCREW DIN933*	2
005	01.00308.00	NYLON BEARING 11X16X15	2
006	01.00325.03	KNOB	1
007	01.00324.06	CONTROL LEVER	1
008	711.08000.66	NUT DIN982 M8	3
009	08.30321.00	GEAR LEVER	1
010	00.02803.00	SCREW DIN910*	1
011	107.14000.10	WASHER AL 14x20x1.5	1
012	00.00326.00	DUST EXCLUDER	2
013	603.08025.86	SCREW DIN933 M8x25	4
014	104.08000.00	WASHER DIN7980 D8	4
015	40.30310.10	COVER	1
016	104.09000.00	WASHER DIN7980 Ø9	1



017	701.09000.66	NUT	1
018	01.00312.01	SCREW DIN417*	1

### 03. TRANSMISSION SHIFT GEAR LEVERS

FIGURE	REFERENCE	DENOMINATION	AMOUNT
019	01.00326.00	SPRING COMPRESSION	2
020	905.45000.00	RING 0,5 MM.	2
021	46.00322.01	SPRING TENSION	1
022	40.00005.00	TAPA SOP. C/V	1
022	40.00005.10	TAPA SOP. C/V 4X4	1
023	39.03010.00	AXLE ROS/ROS	1
024	40.30310.03	COVER	1

## 03. TRANSMISSION

### FRONT AXLE (1)

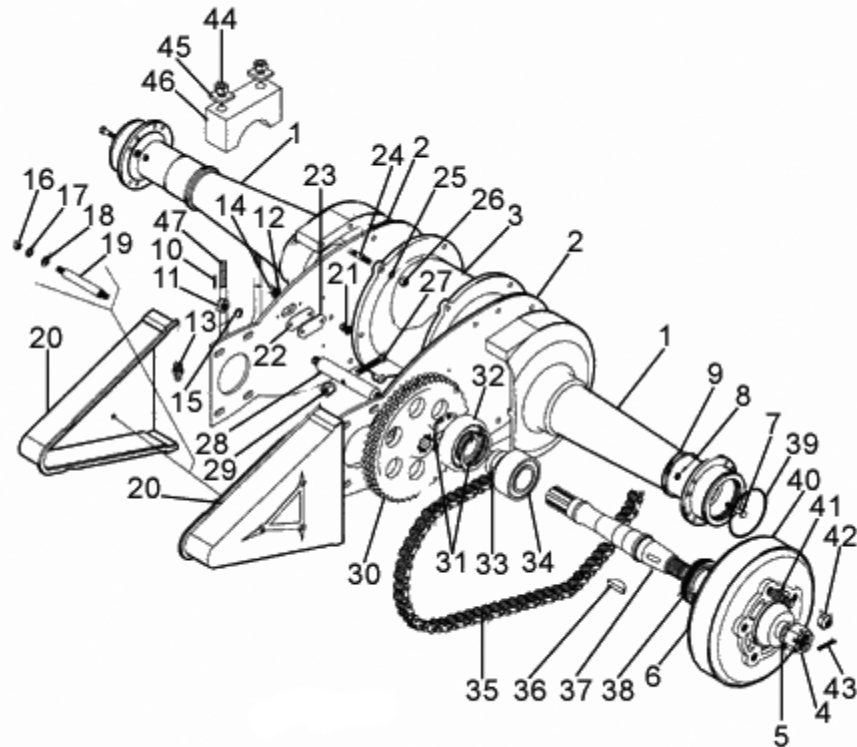


FIGURE	REFERENCE	DENOMINATION	AMOUNT
001	39.00400.01	TROMPETA 280x325	2
001	02.00400.01	ASCLE HOUSING	2
002	01.00432.00	PLATE	2
003	09.00426.00	SEPARATOR CASING	2
004	01.01319.00	NUT DIN935 M30x2x30	2
005	101.30000.66	WASHER DIN125 D30	2
006	202.45007.50	SEAL DIN3760 45x55x7	2
007	43.08034.00	SCREW DIN912*	12
008	104.08000.00	WASHER DIN7980 D8	12
009	701.08000.66	NUT DIN934 M8X1,25	12
010	401.25030.60	PIN	2
011	01.01312.00	NUT	2
012	104.06000.00	WASHER DIN7980 D6	4
013	901.08000.33	GREASER DIN71412-A M8x1,25	2
014	603.06015.86	SCREW DIN933 M6x15	4
015	101.14000.66	WASHER DIN125 D14	4

016	701.08000.66	NUT DIN934 M8X1,25	6
017	104.08000.00	WASHER DIN7980 D8	6

### 03. TRANSMISSION FRONT AXLE (1)

FIGURE	REFERENCE	DENOMINATION	AMOUNT
018	101.08000.66	WASHER DIN125 D8	6
019	00.01307.02	AXLE ROS/ROS	6
020	00.00420.00	GUARD TRANS.	2
021	603.09030.86	SCREW DIN933	2
022	00.00430.00	PAPER GASKET	2
023	00.00427.00	COVER HANDHOLE	2
024	00.00412.00	STUD DIN939*	14
025	104.09000.00	WASHER DIN7980 Ø9	16
026	01.01303.00	NUT	16
027	603.10080.86	SCREW DIN933	1
028	00.00422.00	TENSIONER	1
029	01.00425.00	NUT	1
030	02.00411.00	GEAR z48	1
031	905.80000.00	RING 0,5 MM.	2
032	306.40018.00	BEARING DIN5412	4
033	02.00415.00	DRIVESHAFT NUT DIN547	2
034	301.45019.00	BEARING DIN625	2
035	00.00402.01	CHAIN	2
036	02.00519.01	KEY DIN6888 10x16x45	2
037	39.00414.00	DRIVE SHAFT (108, 120)	2
038	02.00417.00	NUT DIN547 M88x1,5 TROMPET	2
039	02.00419.00	RING DIN471 E93x3	2
040	02.00518.00	BRAKE DRUMP (MECHANICAL)	2
040	02.00518.04	BRAKE DRUMP (HYDRAULIC)	2
041	00.00587.00	STUD DIN939*	10
042	46.00588.00	NUT DIN982 M14x1,5	10
043	401.04050.60	PIN DIN94 4x50	2
044	01.01305.00	NUT	8
045	00.00184.00	WASHER DIN434 14X30X4.9	4
046	01.00182.00	PANEL	2
047	02.00183.00	CLAMP U	2

### 03. TRANSMISSION MECHANICAL BRAKE

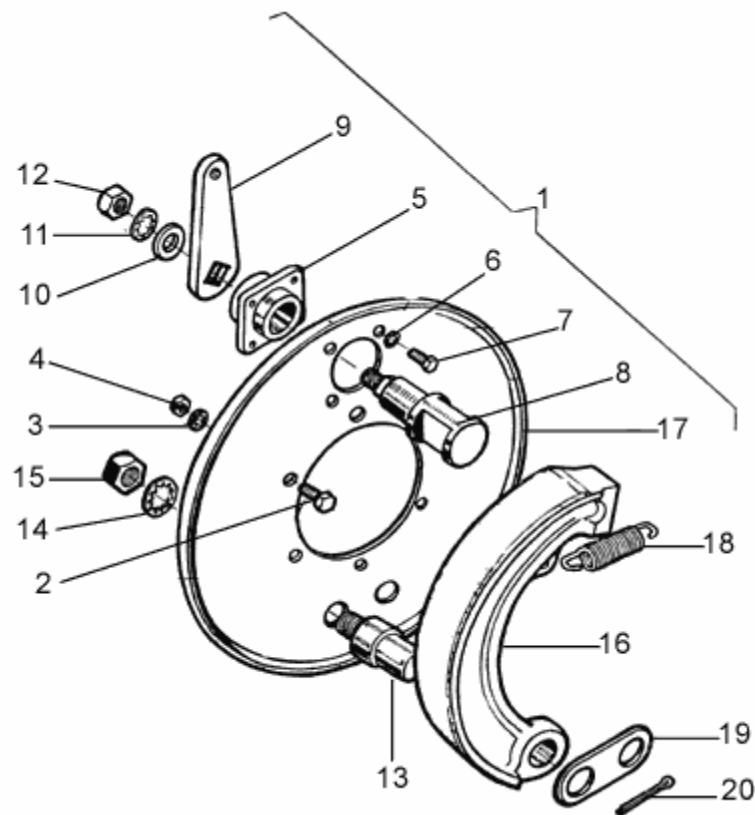


FIGURE	REFERENCE	DENOMINATION	AMOUNT
001	39.00002.01	PLATO MORDAZAS SERIE 108	2
002	601.08022.86	SCREW DIN912	16
003	104.08000.00	WASHER DIN7980 D8	16
004	701.08000.66	NUT DIN934 M8X1,25	16
005	00.00517.00	BEARING	4
006	104.06000.00	WASHER DIN7980 D6	8
007	603.06015.86	SCREW DIN933 M6x15	8
008	00.00516.00	CAM	2
009	39.00520.01	PALANCA ACC. FRENO MANO	2
010	101.13000.66	WASHER DIN125	2
011	104.13000.00	WASHER DIN7980 Ø13	2
012	01.01306.00	NUT	2
013	00.00511.00	AXLE CPA/ROS	4
014	104.16000.00	CIR-CLIP EXT. DIN7980	2
015	708.16000.66	NUT	2
016	00.00500.00	BRAKE SHOE	2

017	02.00510.01	BRAKE PLATE	2
018	00.00515.00	SPRING TENSION	4

### 03. TRANSMISSION

#### MECHANICAL BRAKE

FIGURE	REFERENCE	DENOMINATION	AMOUNT
019	00.00512.00	PANEL	4
020	401.03040.60	PIN	4

## 03. TRANSMISSION

### HYDRAULIC BRAKES

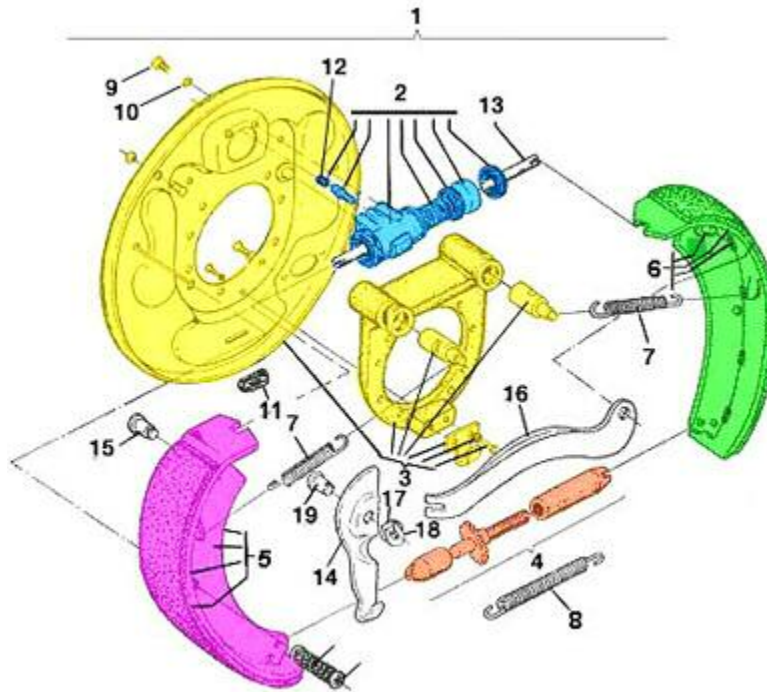


FIGURE	REFERENCE	DENOMINATION	AMOUNT
001	45.00408.01	BRAKE PLATE (RIGHT)	1
001	45.00407.01	BRAKE PLATE (LEFT)	1
002	45.00408.34	BRAKE CYLINDER	2
003	45.00408.20	BRAKE PLATE (RIGHT)	2
003	45.00407.20	KIT BRAKE SHOE (LEFT)	2
004	45.00408.46	TENSIONER	2
005	45.00408.26	BRAKE SHOE	1
005	45.00407.26	BRAKE SHOE	1
006	45.00408.29	BRAKE SHOE	2
007	45.00408.44	SPRING TENSION	4
008	45.00408.45	SPRING TENSION	2
009	45.00408.58	SCREW DIN912	4
010	45.00408.59	NUT DIN934 M8	4
011	45.00408.60	CAP	2
012	45.00408.61	CAP	2
013	45.00408.42	ROD	1
014	45.00407.51	TIE ROD	1
014	45.00408.51	TIE ROD	1
015	45.00408.41	CAP	1

016	45.00408.49	AXLE CIL/ROS TENSIONER	1
017	45.00408.53	WASHER DIN137 10,5x18x1	2
018	45.00408.54	CLIP	2
019	45.00408.40	TORNILLO PURGA BOMBIN FRENO	1

### 03. TRANSMISSION CLAMP KIT

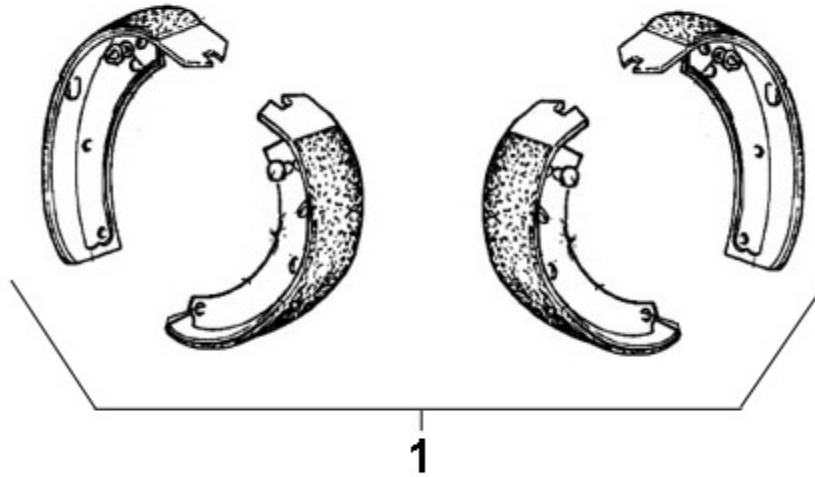


FIGURE	REFERENCE	DENOMINATION	AMOUNT
001	45.00408RE29	CLAMP KIT RIGHT/LEFT	1



### 03. TRANSMISSION REAR AXLE

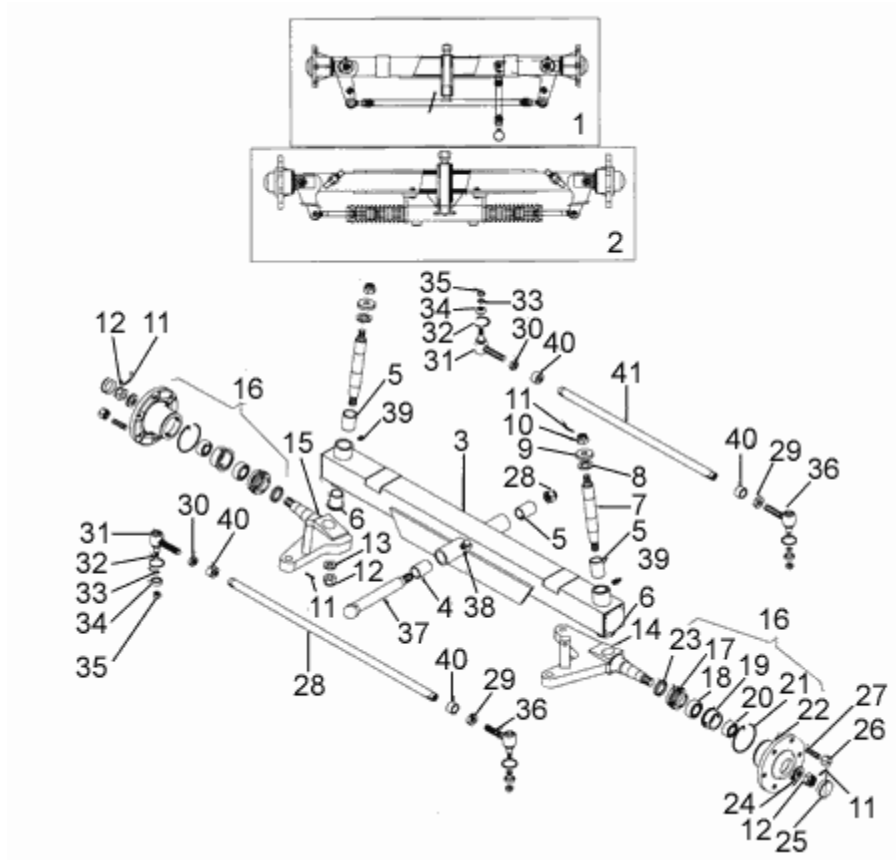


FIGURE	REFERENCE	DENOMINATION	AMOUNT
001	01.00500.05	AXLE STEEL (150)	1
002	01.00500.04	AXLE STEEL (150 HIDRA)	1
003	02.00600.04	AXLE STEEL (150 HIDRA.)	1
003	02.00600.05	AXLE STEEL (150)	1
004	01.00629.00	BEARING	1
005	01.00628.00	BEARING CYL. A/L 26X32X35	3
006	01.00625.00	BEARING	2
007	01.00623.00	SHAFT RPS/RPS	2
008	01.00634.00	WASHER DIN1440*	4
009	01.00633.00	WASHER DIN7989*	2
010	710.14000.66	NUT	2
011	401.25030.60	PIN	6
012	01.01314.00	NUT DIN935 M16x1,5x17	2
013	01.00632.00	WASHER DIN1440*	2
014	01.00640.02	STUB AXLE LEFT (150)	1
015	01.00639.02	STUB RIGHT AXLE	1

016	01.00037.01	WHEEL HUB (150)	1
017	01.00553.01	NUT	2

### 03. TRANSMISSION

#### REAR AXLE

FIGURE	REFERENCE	DENOMINATION	AMOUNT
018	307.25016.00	BEARING DIN720	2
019	01.00552.02	BUSH	2
020	307.20015.00	BEARING DIN720	2
021	01.00561.00	RING 0,5 MM.	2
022	01.00550.08	WHEEL HUB	2
023	202.30008.50	SEAL DIN3760	2
024	101.16000.66	WASHER DIN125 D16	2
025	00.05806.00	CAP	2
026	01.00549.08	NUT (150)	6
027	01.00557.08	STUD DIN939* (150)	6
028	01.00617.00	STEERING ROD (150)	1
029	01.01307.00	NUT	2
030	01.00368.00	PAPER GASKET	2
031	01.00630.00	ROTULA DIRECCION IZQUIERDA	2
032	01.06300.00	SPRING COMPRESSION	4
033	101.10000.66	WASHER DIN125 D10	4
034	01.00619.00	DUST EXCLUDER	4
035	711.10000.66	SHOCK ABSORBER	4
036	01.00631.00	ROTULA DIRECCION DERECHA	2
037	01.00627.02	AXLE CIL/ROS	1
038	902.08000.33	GREASER DIN71412-C	1
039	901.08000.33	GREASER DIN71412-A M8x1,25	4
040	01.00618.00	BUSH	4
041	09.00617.00	ROD	1
042	718.18000.66	NUT	1

## 04. CHASSIS COUNTERWEIGHT

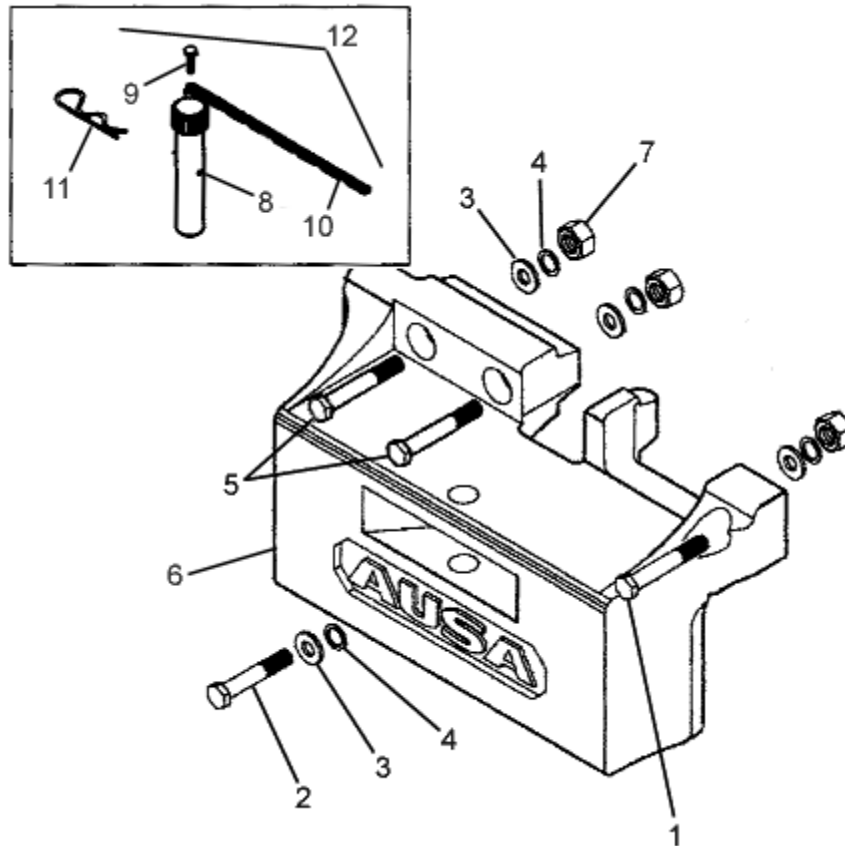


FIGURE	REFERENCE	DENOMINATION	AMOUNT
001	604.16060.86	SCREW DIN931	1
002	604.16090.86	SCREW DIN931	1
003	101.16000.66	WASHER DIN125 D16	4
004	104.16000.00	CIR-CLIP EXT. DIN7980	4
005	604.16100.86	SCREW DIN931	2
006	14.00788.02	BALLAST WEIGHT	1
007	701.16000.86	NUT	3
008	15.00835.00	AXLE CPA/GRA 25x30x135	1
009	603.05010.86	SCREW DIN933 M5x10	1
010	15.00834.00	CHAIN	1
011	15.00836.00	PIN DIN11024 R4	1
012	15.08350.00	SHAFT, FULL 25x30x135	1

## 04. CHASSIS

### CHASSIS

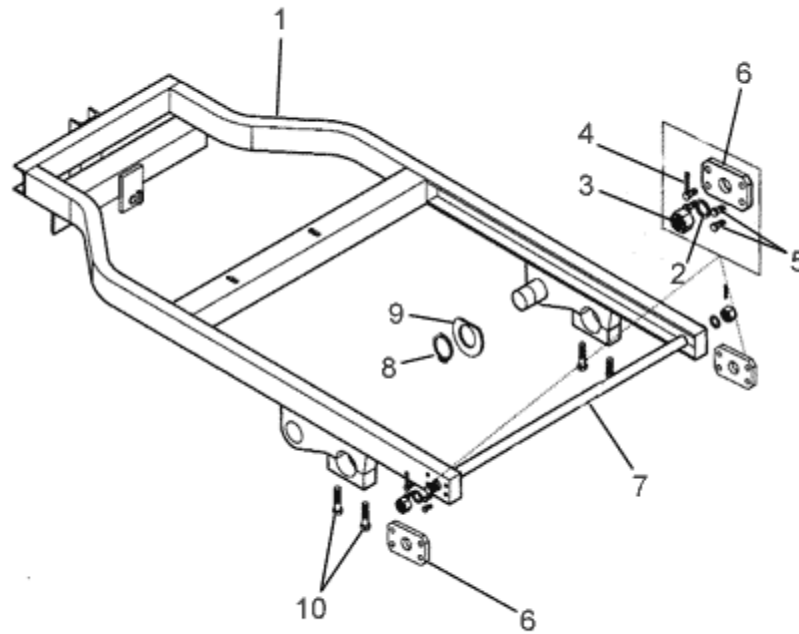


FIGURE	REFERENCE	DENOMINATION	AMOUNT
001	14.00705.53	FRAME	1
002	104.24000.00	CIR-CLIP EXT. DIN7980	1
003	01.01318.00	NUT	1
004	401.04045.60	PIN	1
005	603.10030.86	SCREW DIN933	1
006	14.01053.00	STRIP SUPPORT	1
007	14.01050.00	SHAFT RPS/RPS	1
008	904.35000.00	RING 0,5 MM.	1
009	14.00749.00	WASHER	2
010	604.16080.86	SCREW DIN931	1

## 05. ACTUATORS

### CLUTCH

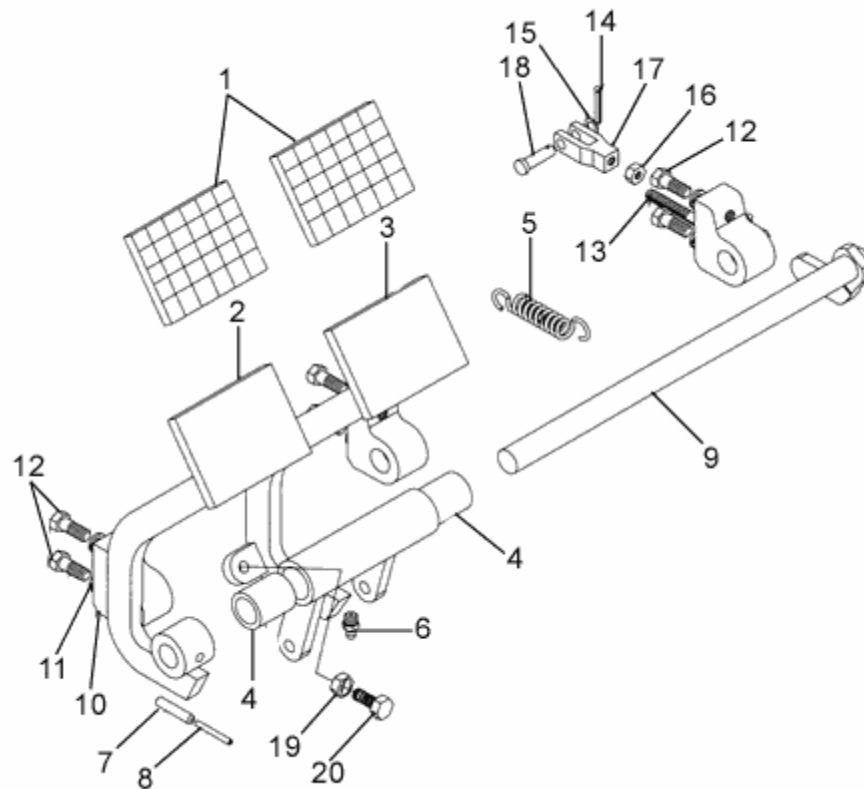


FIGURE	REFERENCE	DENOMINATION	AMOUNT
001	43.07310.01	PANEL	2
002	10.00215.01	CLUTCH PEDAL	1
003	10.00519.04	BRAKE PEDAL	1
004	923.16030.00	BEARING	2
005	01.00223.00	SPRING TENSION	1
006	901.08000.33	GREASER DIN71412-A M8x1,25	4
007	402.06030.00	PIN	1
008	402.35030.00	PIN	1
009	10.00214.01	AXLE CIL/CPA	1
010	01.00216.00	BEARING	3
011	104.08000.00	WASHER DIN7980 D8	6
012	603.08020.86	SCREW DIN933 M8x20	6
013	01.00212.01	ROD L7	1
014	401.02025.60	PIN DIN94 2x25	2
015	101.07000.86	WASHER DIN125	2
016	701.07000.86	NUT	1

017	00.00329.01	ART. FORK	1
018	01.00226.00	AXLE CIL/CPA	1

## 05. ACTUATORS CLUTCH

FIGURE	REFERENCE	DENOMINATION	AMOUNT
019	701.10000.66	NUT DIN934 M10x1.5	1
020	604.10035.86	SCREW DIN931	1

## 05. ACTUATORS

### CLUTCH

CHASSIS: 75012

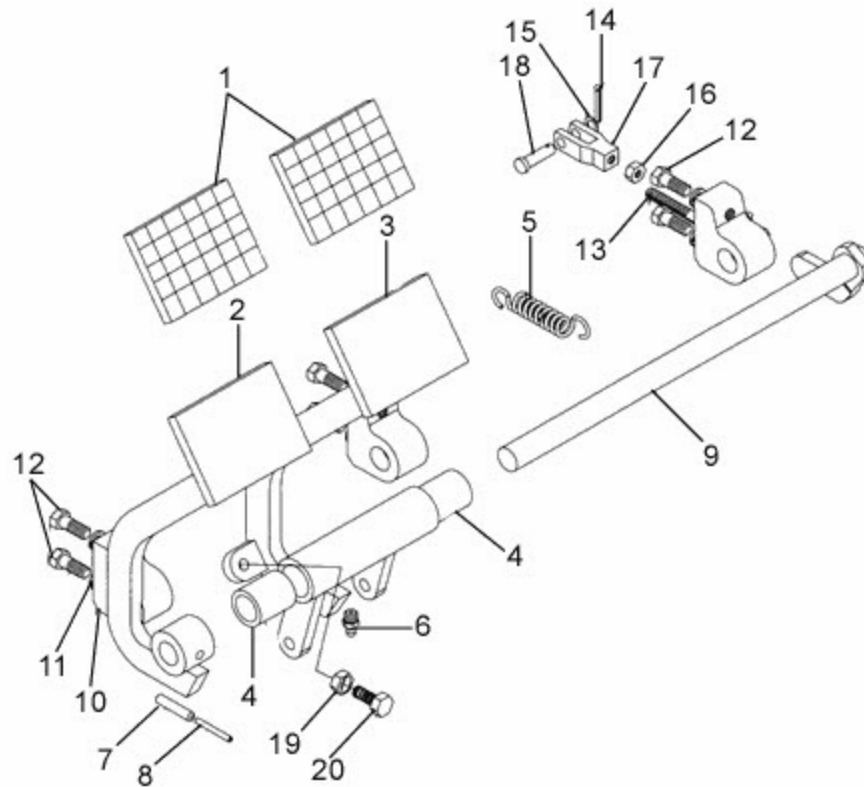


FIGURE	REFERENCE	DENOMINATION	AMOUNT
001	43.07310.01	PANEL	2
002	10.00202.01	CLUTCH PEDAL	1
003	10.00519.04	BRAKE PEDAL	1
004	923.16030.00	BEARING	2
005	01.00223.00	SPRING TENSION	1
006	901.08000.33	GREASER DIN71412-A M8x1,25	4
007	402.06030.00	PIN	1
008	402.35030.00	PIN	1
009	10.00214.01	AXLE CIL/CPA	1
010	01.00216.00	BEARING	3
011	104.08000.00	WASHER DIN7980 D8	6
012	603.08020.86	SCREW DIN933 M8x20	6
013	01.00212.04	BAR FORL7 X 30 X 22	1
014	401.02025.60	PIN DIN94 2x25	2
015	101.07000.86	WASHER DIN125	2
016	701.07000.86	NUT	1

017	00.00329.01	ART. FORK	1
018	01.00226.00	AXLE CIL/CPA	1
019	701.10000.66	NUT DIN934 M10x1.5	1
020	604.10035.86	SCREW DIN931	1



## 05. BRAKE ACTIVATION

### BRAKE CONTROLS

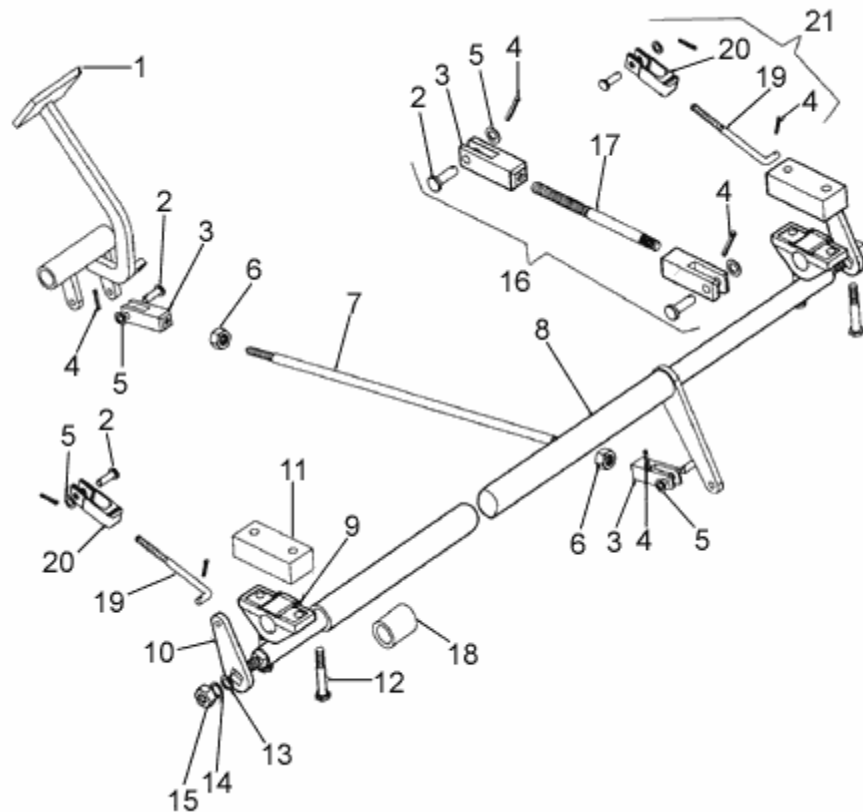


FIGURE	REFERENCE	DENOMINATION	AMOUNT
001	10.00519.04	BRAKE PEDAL	1
002	01.00514.01	AXLE CIL/CPA 14x8x28	6
003	01.00564.01	ART. FORK	6
004	401.02025.60	PIN DIN94 2x25	6
005	101.08000.66	WASHER DIN125 D8	9
006	01.01304.00	NUT	2
007	01.00521.00	ROD STRAIGHT R7/16	1
008	14.00566.05	AXLE ROS/ROS	1
009	01.00571.00	BEARING	2
010	00.00520.00	ACC.LEVER	2
011	09.00182.01	PANEL	2
012	604.10060.86	SCREW DIN931	4
013	101.13000.66	WASHER DIN125	2
014	104.13000.00	WASHER DIN7980 Ø13	2
015	01.01306.00	NUT	2
016	39.00039.00	ROD	2

017	39.00755.00	ROD STRAIGHT R7/16	2
018	01.00568.03	TUBE MET.	4

## 05. BRAKE ACTIVATION BRAKE CONTROLS

FIGURE	REFERENCE	DENOMINATION	AMOUNT
019	00.00569.01	ROD L8	2
020	01.00570.00	ART. FORK	2
021	01.00039RE00	ROD	2

## 05. BRAKE ACTIVATION

### HYDRAULIC BRAKES INSTALLATION

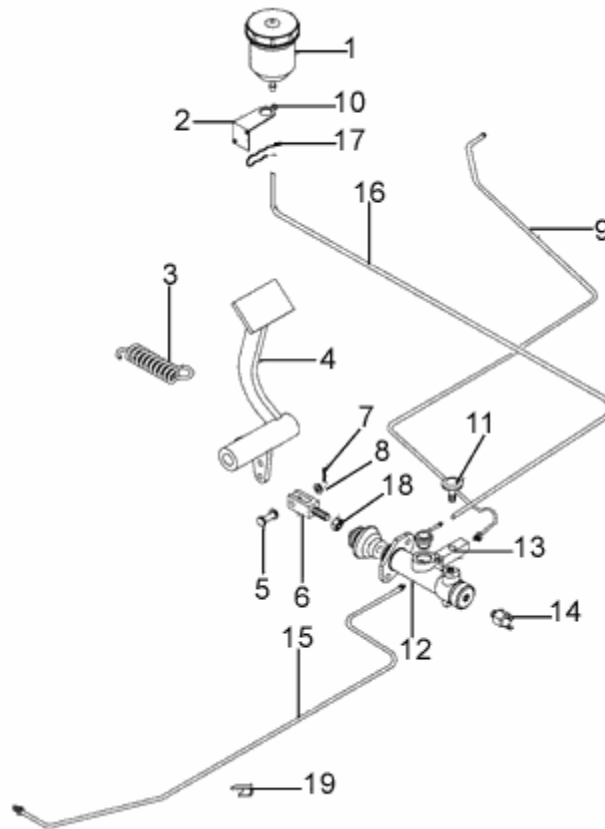


FIGURE	REFERENCE	DENOMINATION	AMOUNT
001	43.00751.00	TANK	1
002	43.07511.00	TANK BRAKE SUPPORT	1
003	01.00223.01	SPRING TENSION	1
004	10.00519.04	BRAKE PEDAL	1
005	01.00514.01	AXLE CIL/CPA 14x8x28	1
006	01.00564.02	ACC. FORK	1
007	401.02025.60	PIN DIN94 2x25	1
008	101.08000.66	WASHER DIN125 D8	1
009	09.00774.01	TUBE BUNDY3	1
010	912.08000.66	HOSE CLAMP Ø8-8	2
011	31.01065.00	NIPPLE SCREW SIM.	1
012	46.00747.20	BRAKE PUMP	1
013	31.01064.00	NIPPLE O/H/H	1
014	43.01521.00	SWITCH	1
015	09.00773.01	TUBE BUNDY3 (150)	1
016	43.00750.06	TUBO PLAS. TRANS. 6x9x850	1

017	43.07512.00	CLIP	1
018	01.01304.00	NUT	1

## 05. BRAKE ACTIVATION

### HYDRAULIC BRAKES INSTALLATION

FIGURE	REFERENCE	DENOMINATION	AMOUNT
019	929.05000.00	TUBE GUIDE SUPPORT	7

# 05. BRAKE ACTIVATION

## HYDRAULIC BRAKES INSTALLATION

CHASSIS: 69623

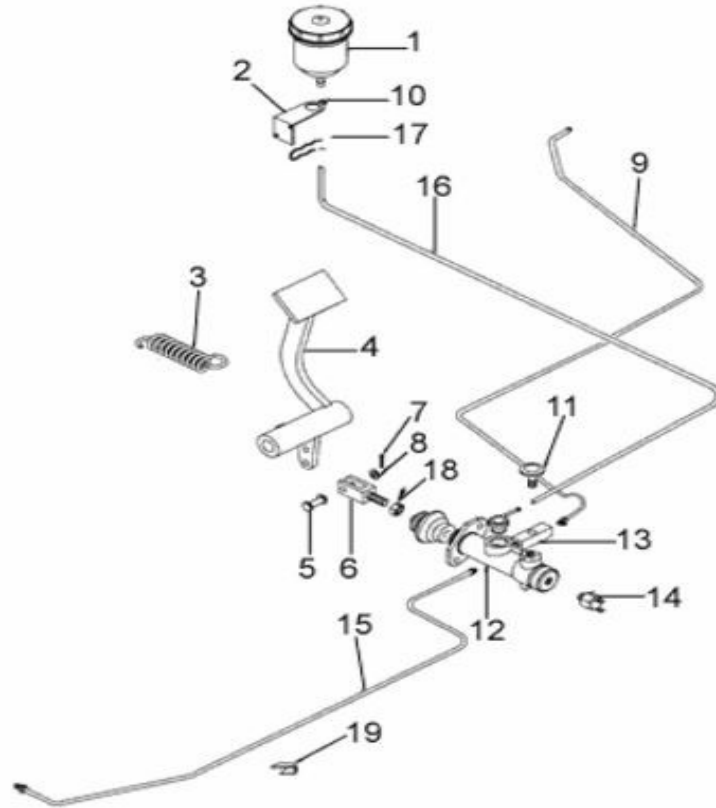


FIGURE	REFERENCE	DENOMINATION	AMOUNT
001	43.00751.03	BRAKE FLUID TANK	1
002	43.07511.00	TANK BRAKE SUPPORT	1
003	01.00223.01	SPRING TENSION	1
004	10.00519.04	BRAKE PEDAL	1
005	01.00514.01	AXLE CIL/CPA 14x8x28	1
006	01.00564.02	ACC. FORK	1
007	401.02025.60	PIN DIN94 2x25	1
008	101.08000.66	WASHER DIN125 D8	1
009	09.00774.01	TUBE BUNDY3	1
010	912.08000.66	HOSE CLAMP Ø8-8	2
011	31.01065.00	NIPPLE SCREW SIM.	1
012	46.00747.20	BRAKE PUMP	1
013	31.01064.00	NIPPLE O/H/H	1
014	43.01521.00	SWITCH	1
015	09.00773.01	TUBE BUNDY3 (150)	1
016	43.00750.06	TUBO PLAS. TRANS. 6x9x850	1

017	43.07512.00	CLIP	1
018	01.01304.00	NUT	1

## 05. BRAKE ACTIVATION

### HYDRAULIC BRAKES INSTALLATION

CHASSIS: 69623

FIGURE	REFERENCE	DENOMINATION	AMOUNT
019	929.05000.00	TUBE GUIDE SUPPORT	7

#### COMMENTS

MOD.4254

## 05. BRAKE ACTIVATION

### BRAKE PUMP

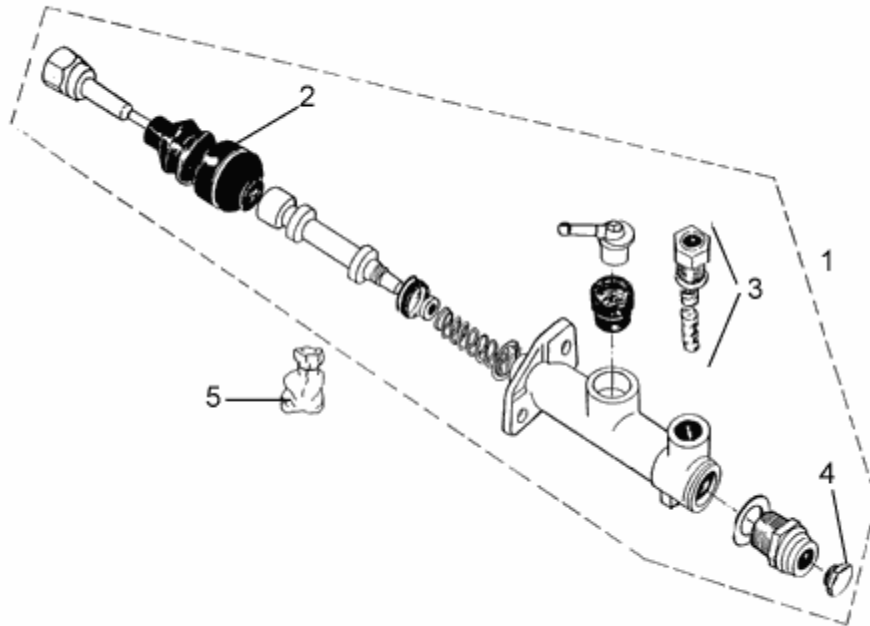


FIGURE	REFERENCE	DENOMINATION	AMOUNT
001	46.00747.20	BRAKE PUMP	1
002	43.00747.25	DUST EXCLUDER	1
003	43.00747.34	VALVE	1
004	15.07780.00	SCREW DIN910*	1
005	43.00747.90	GASKET SET	1

## 05. BRAKE ACTIVATION

### PARKING BRAKE (MECHANICAL BRAKE)

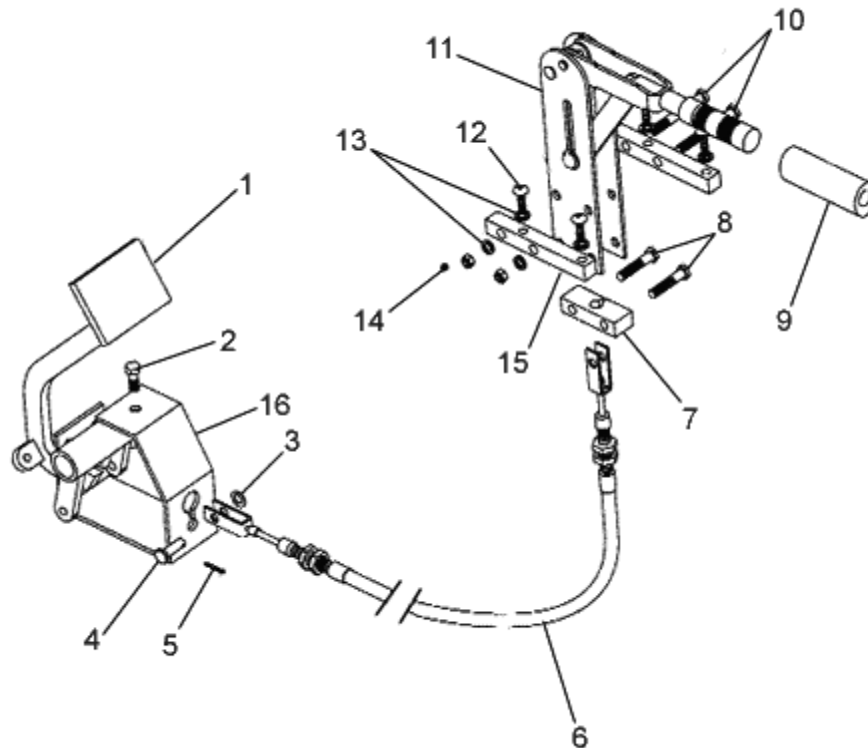


FIGURE	REFERENCE	DENOMINATION	AMOUNT
001	10.00519.04	BRAKE PEDAL	1
002	603.08015.86	SCREW DIN933 M8x15	3
003	101.08000.66	WASHER DIN125 D8	5
004	01.00514.02	AXLE CIL/CPA	1
005	401.02025.60	PIN DIN94 2x25	1
006	02.08102.00	BRAKE CABLE	1
007	43.00755.12	STRIP SUPPORT	1
008	604.08040.86	SCREW DIN931	2
009	43.07550.01	FRENO MANO COMP.	1
010	604.08070.86	SCREW DIN931	2
011	43.00755.01	CONTROL LEVER	1
012	630.08020.96	SCREW ISO7380	4
013	104.08000.00	WASHER DIN7980 D8	4
014	701.08000.66	NUT DIN934 M8X1,25	4
015	02.50551.00	FRAME MAT. 15X15X117 BRAKE	2
016	37.00157.03	STRIP SUPPORT	1



## 05. BRAKE ACTIVATION

### PARKING BRAKE (HYDRAULIC BRAKES)

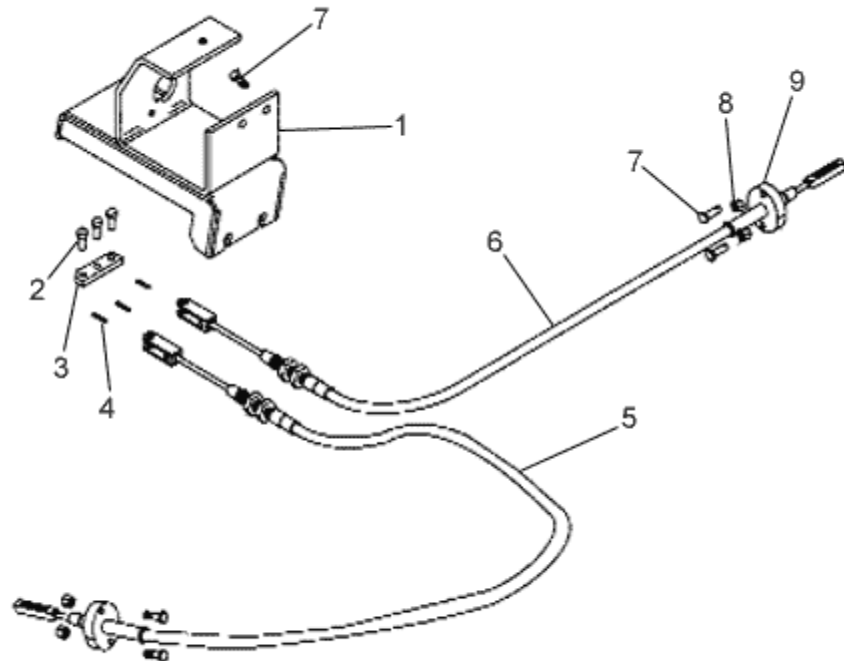


FIGURE	REFERENCE	DENOMINATION	AMOUNT
001	37.00157.12	BRAKE PUMP SUPPORT	1
002	01.00514.01	AXLE CIL/CPA 14x8x28	3
003	43.00766.00	STRIP SUPPORT	1
004	401.02025.60	PIN DIN94 2x25	3
005	43.00706.01	BRAKE CABLE D3.5X1215	1
006	44.00706.02	BRAKE CABLE	1
007	603.08020.86	SCREW DIN933 M8x20	6
008	701.08000.60	NUT DIN934	6
009	43.00708.00	FLANGE	2

## 06. STEERING

### MECHANICAL STEERING

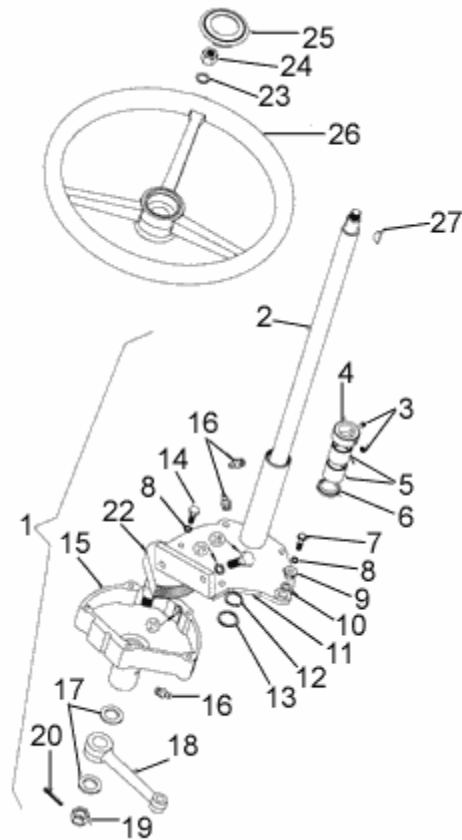


FIGURE	REFERENCE	DENOMINATION	AMOUNT
001	09.00600.02	STEERING BOX	1
002	01.00613.03	SHAFT CPA/DEN	1
003	612.08010.80	SCREW DIN814	2
004	01.00635.01	RING	1
005	10.00629.00	BEARING	2
006	203.30008.50	WIPER RING	1
007	603.08030.86	SCREW DIN933 M8X30	1
008	104.08000.00	WASHER DIN7980 D8	5
009	01.00610.01	BUSH	1
010	101.08000.66	WASHER DIN125 D8	4
011	01.00612.05	FLANGE	1
012	904.28000.00	RING 0,5 MM.	1
013	01.00635.10	WASHER ADJUST.	1
014	603.08025.86	SCREW DIN933 M8x25	4
015	01.00611.02	FLANGE	1
016	901.08000.33	GREASER DIN71412-A M8x1,25	3

017	01.00637.00	WASHER DIN1440*	2
018	01.00615.00	ACC.LEVER	1

## 06. STEERING

### MECHANICAL STEERING

FIGURE	REFERENCE	DENOMINATION	AMOUNT
019	01.01315.00	NUT	1
020	401.03040.60	PIN	1
021	00.02509.00	FEATHER DIN6888 KEY	1
022	01.00614.03	GEAR STEERING	1
023	104.16000.00	CIR-CLIP EXT. DIN7980	1
024	709.16000.66	NUT	1
025	00.00626.04	TRIM	1
026	09.01016.00	WHEEL STEERING	1
027	15.10011.00	FEATHER DIN6888 KEY	1
028	603.12030.80	SCREW DIN933	2
029	104.12000.00	WASHER DIN7980 D12	2

## 06. STEERING

### HYDRAULIC STEERING

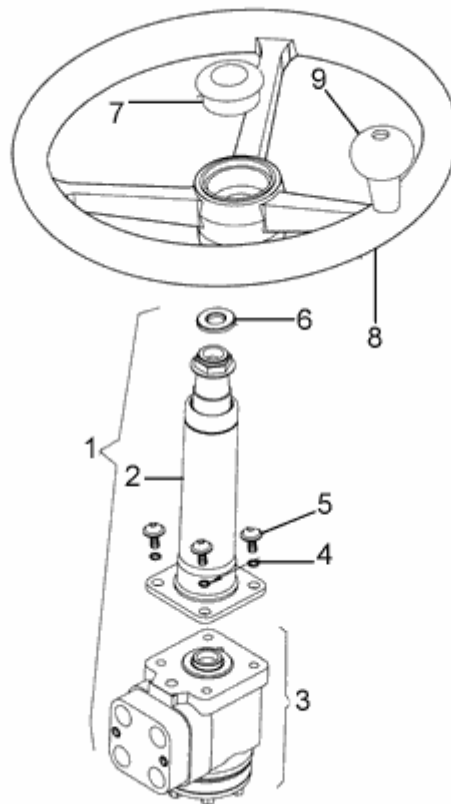


FIGURE	REFERENCE	DENOMINATION	AMOUNT
001	09.00608.01	STEERING COLUMM	1
002	09.10680.00	STEERING COLUMM	1
003	09.06130.00	DIREC. HIDROSTATICA	1
004	104.10000.00	WASHER DIN7980 D10	4
005	630.10030.96	SCREW ISO7380 M10x30	4
006	104.16000.00	CIR-CLIP EXT. DIN7980	1
007	00.00626.03	TRIM	1
008	15.01016.01	STEERING WHEEL D21-315 WITH POMMEL	1
009	15.10161.01	KNOB	1

## 06. STEERING

### STEERING CYLINDER MOUNTING

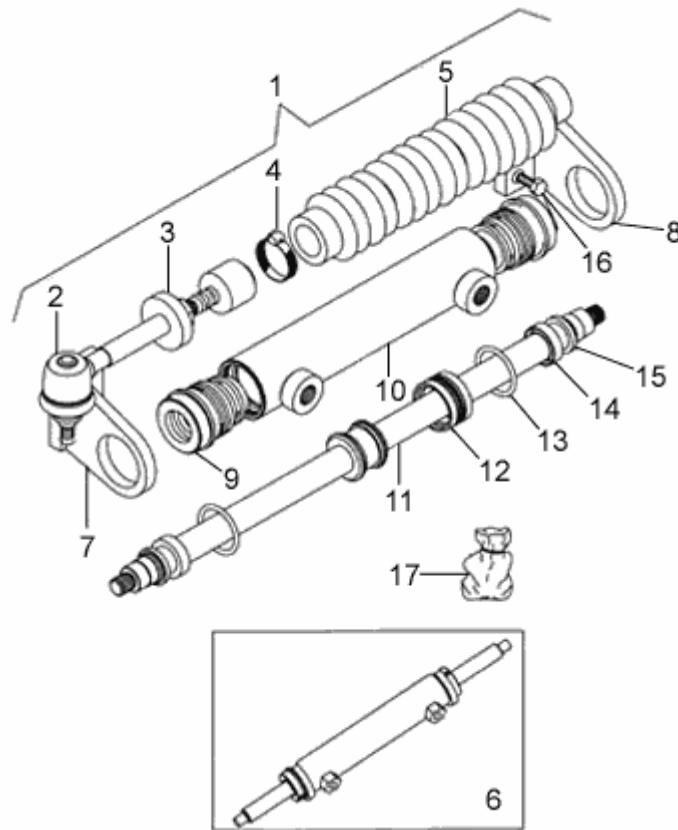


FIGURE	REFERENCE	DENOMINATION	AMOUNT
001	01.00617.11	COMPEN REDUCTOR BOXCYLINDER D/E	1
002	10.09100.00	L BALL	2
003	01.61720.00	MAT. TUBO MET. CIL. 15x15	2
004	912.32050.66	CLAMP DIN3017	2
005	45.01492.00	DUST EXCLUDER	2
006	01.00617.15	CILINDRO D/E DIREC. COMP	1
007	01.06175.00	BRACKET ANG.	1
008	01.06176.00	BRACKET ANG.	1
009	01.06172.00	GUIDE	2
010	01.06171.00	CUERPO CIL. D40x247	1
011	01.06173.00	SPINDLE	1
012	207.04032.50	JUNTA ESTAN. COMPAC. 40X32	1
013	201.03335.50	O-RING DIN3770	2
014	229.02228.50	GASKET DIN6505	2
015	228.02230.50	WIPER RING	2
016	603.08030.86	SCREW DIN933 M8X30	2



017 11.99130.01

GASKET SET CE-11 CIL. DIREC.

1

## 07. WHEELS

### FRONT WHEELS



FIGURE	REFERENCE	DENOMINATION	AMOUNT
001	02.00501DE00	COMPLETE WHEEL 16X8PR 7.50 (RIGHT)	1
001	02.00501IZ00	COMPLETE WHEEL 16X8PR 7.50 (LEFT)	1
002	02.00580.00	WHEEL RIM	2
005	01.00036.02	TOOLS-BAG	1

## 07. WHEELS

### REAR WHEELS (4X2)



FIGURE	REFERENCE	DENOMINATION	AMOUNT
001	01.00502.00	COMPLETE WHEEL 13 145SR	2
002	00.05016.08	WHEEL RIN 13 4.00 (OPTIONAL TT)	1



## 07. WHEELS

### REAR WHEELS (4X2)

CHASSIS: 66170



FIGURE	REFERENCE	DENOMINATION	AMOUNT
001	01.00502IZ02	LEFT WHEEL MOUNTED 5.00-12 TT 4PR	1
001	01.00502DE02	GAUCHE ROUE MONTÉE 5.00-12 TT 4PR	1
002	10.00562.00	RIM 4.50JAX12	2

#### COMMENTS

MOD.4129

## 07. WHEELS

### REAR WHEELS (4X4)



FIGURE	REFERENCE	DENOMINATION	AMOUNT
001	39.15502DE00	WHEEL RIM	1
001	39.15502IZ00	WHEEL RIM	1
002	39.10628.00	WHEEL RIM	2

## 07. WHEELS

### REAR WHEELS (4X4)

CHASSIS: 66170



FIGURE	REFERENCE	DENOMINATION	AMOUNT
001	39.15502DE01	COMPLETE WHEEL 6.5/80-12 TT 4PR (RIGHT)	1
001	39.15502IZ01	COMPLETE WHEEL 6.5/80-12 TT 4PR (LEFT)	1
002	39.10628.01	WHEEL RIN 5JX12 -33 6 79X120X12.5H	1

#### COMMENTS

MOD.4129

## 09. MACHINE FUNCTIONS IMPLEMENTS

### HOPPER

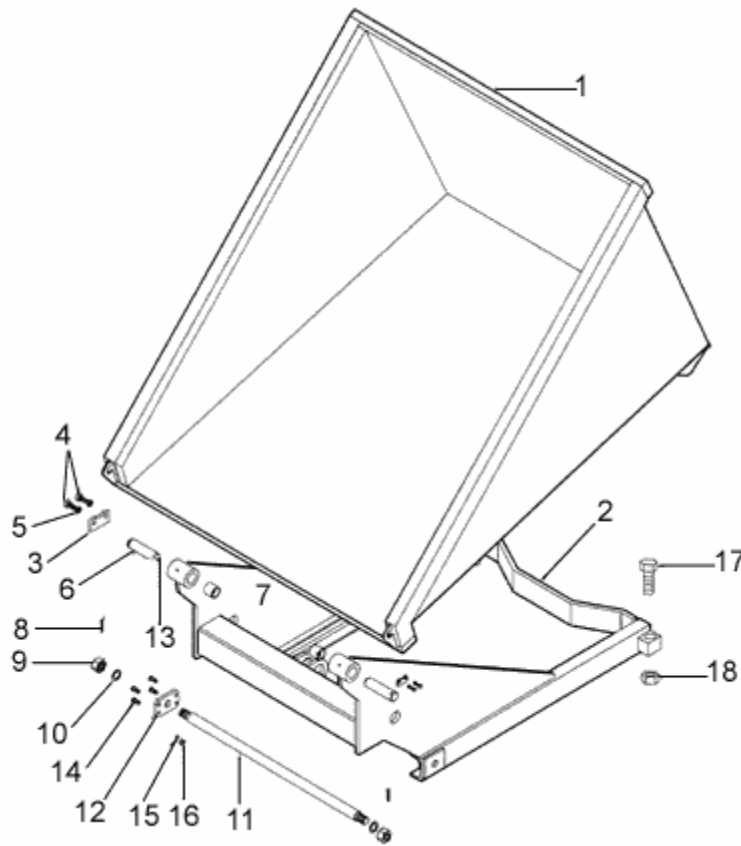


FIGURE	REFERENCE	DENOMINATION	AMOUNT
001	14.00716.04	HOPPER 630L (D150)	1
002	14.01410.02	SOP. ART. 475x1005x1289	1
003	15.00832.00	PANEL	2
004	603.06015.86	SCREW DIN933 M6x15	4
005	104.06000.00	WASHER DIN7980 D6	4
006	09.00135.00	SHAFT CIL/COA	2
007	08.00527.00	BEARING	2
008	401.04045.60	PIN	2
009	01.01318.00	NUT	2
010	101.24000.66	WASHER DIN125	2
011	14.01050.00	SHAFT RPS/RPS	1
012	14.01053.00	STRIP SUPPORT	1
013	901.08000.33	GREASER DIN71412-A M8x1,25	2
014	603.10030.86	SCREW DIN933	4
015	104.10000.00	WASHER DIN7980 D10	4
016	701.10000.66	NUT DIN934 M10x1.5	4



017	603.16050.86	SCREW DIN933	2
018	701.16000.66	NUT	2

## 09. MACHINE FUNCTIONS IMPLEMENTS

### SKIP LIFTING RAM

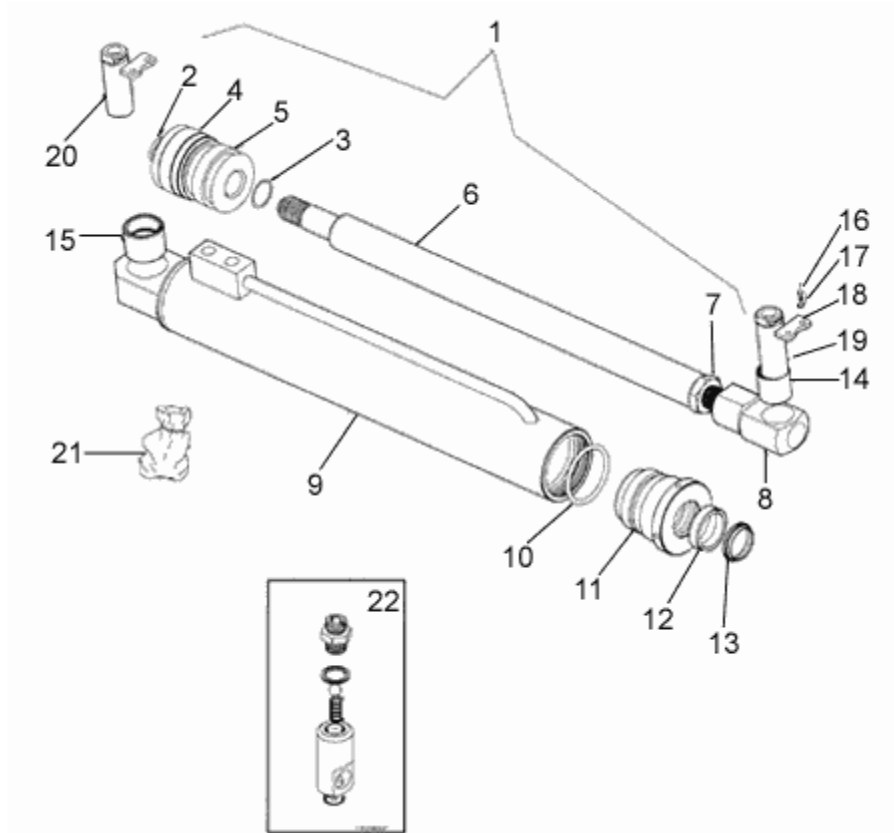


FIGURE	REFERENCE	DENOMINATION	AMOUNT
001	55.01220.02	CYLINDER D/E	1
002	720.27000.66	NUT	1
003	201.02802.50	O-RING DIN3770	1
004	207.07058.50	JUNTA ESTAN.COMPAC 70X58X29	1
005	44.01211.00	PISTON	1
006	44.01102.01	VASTAGO D40x662 CIL.	1
007	10.01117.00	NUT DIN439	1
008	10.01115.00	CYLINDER ROD HEAD	1
009	55.01101.01	CAMISA CILINDRO	1
010	201.05905.50	O-RING DIN3770	1
011	44.01210.00	GUIDE	1
012	229.04010.50	COLLARIN 50X40X10	1
013	228.04008.50	WIPER RING	1
014	08.00527.00	BEARING	1
015	14.01116.00	BEARING	1
016	603.06015.86	SCREW DIN933 M6x15	1

017	104.06000.00	WASHER DIN7980 D6	4
018	15.00832.00	PANEL	4

## 09. MACHINE FUNCTIONS IMPLEMENTS

### SKIP LIFTING RAM

FIGURE	REFERENCE	DENOMINATION	AMOUNT
019	15.01216.00	SHAFT CIL/COA	1
020	15.00831.01	SHAFT CIL/COA	1
021	55.99100.02	GASKET SET	1
022	09.01203.01	VALVE	1

## 09. MACHINE FUNCTIONS IMPLEMENTS

### SCISSORS

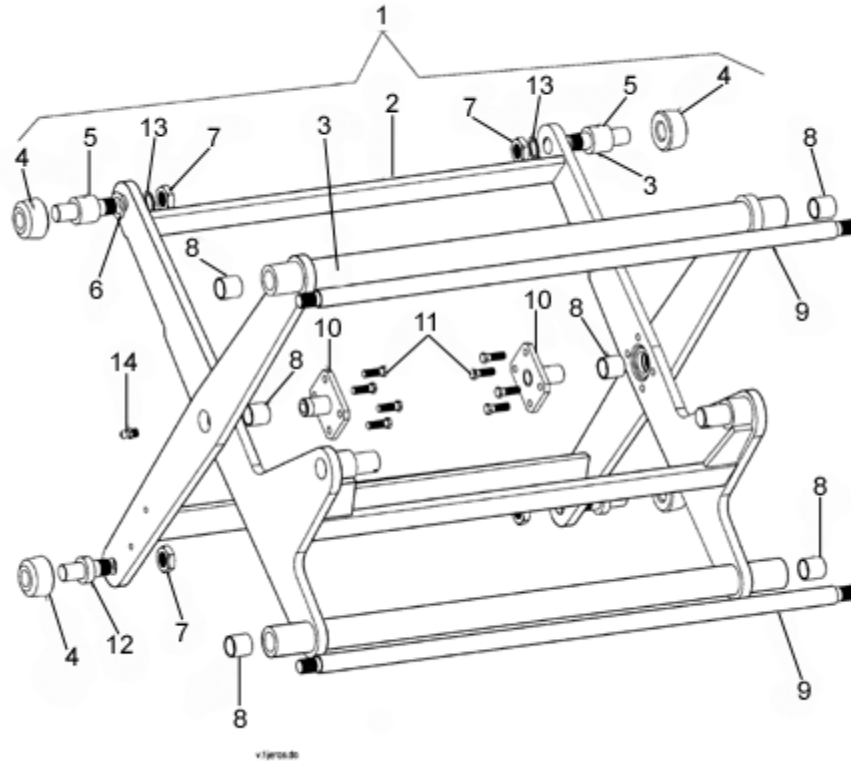


FIGURE	REFERENCE	DENOMINATION	AMOUNT
001	14.00049.52	SCISORS (150)	1
002	14.01430.01	SUPPORT ART.	1
003	14.01030.01	SUPPORT ART.	1
004	14.01073.00	0	4
005	14.01072.01	AXLE CIL/ROS	2
006	14.01074.00	WASHER ADJUST.	1
007	10.01117.00	NUT DIN439	4
008	08.00527.00	BEARING	6
009	14.01050.00	SHAFT RPS/RPS	2
010	14.01065.01	SUPPORT ART.	8
011	613.12025.86	SCREW DIN7984	2
012	14.01070.01	AXLE CIL/ROS	2
013	104.27000.00	CIR-CLIP EXT. DIN7980	4
014	901.08000.33	GREASER DIN71412-A M8x1,25	2



## 09. MACHINE FUNCTIONS IMPLEMENTS

### SCISSORS CYLINDER

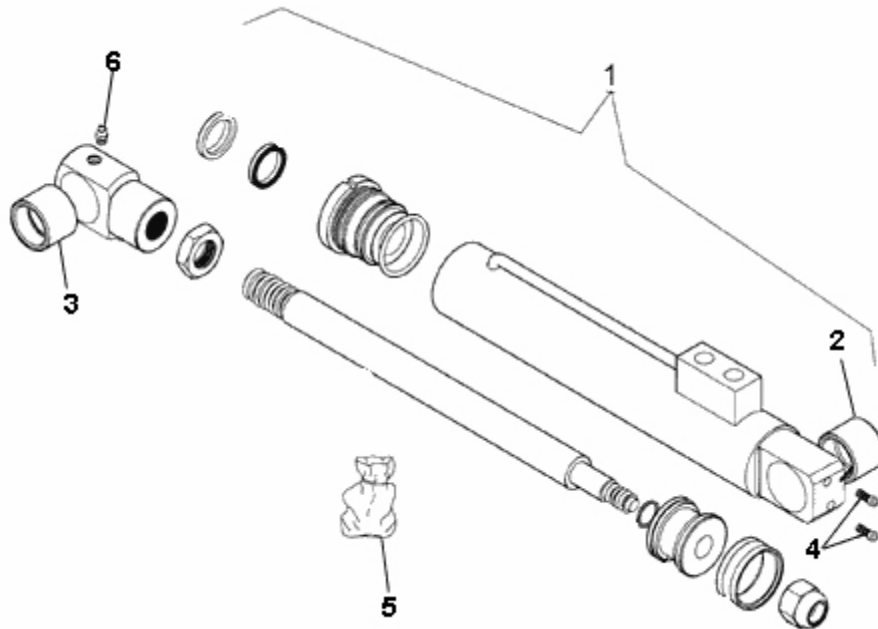


FIGURE	REFERENCE	DENOMINATION	AMOUNT
001	14.01100.03	CYLINDER D/E	1
002	14.01116.01	BEARING	1
003	14.01116.00	BEARING	1
004	604.08045.86	SCREW DIN931 M8x45	4
005	14.99110.04	GASKET SET	1
006	901.08000.33	GREASER DIN71412-A M8x1,25	2

## 11. ELECTRIC INSTALLATION STARTING

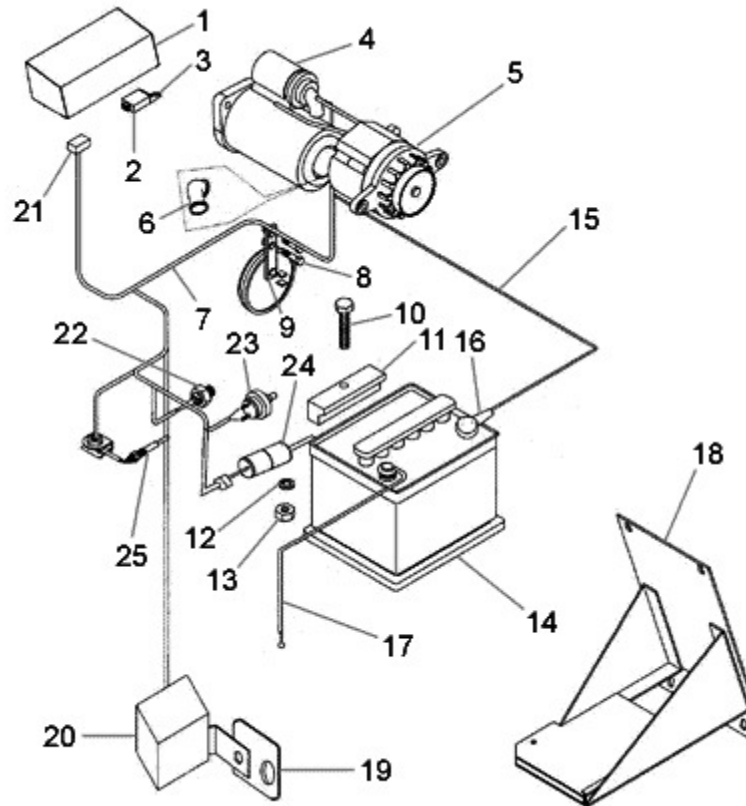


FIGURE	REFERENCE	DENOMINATION	AMOUNT
001	09.92400.01	DASH, PANEL	1
002	43.10621.00	BOX.	1
003	09.01223.00	STARTER	1
004	09.02124.00	STARTER ENGINE	1
005	09.02123.00	GENERATOR	1
006	01.00855.00	ACC. FORK	1
007	09.01501.01	LENGTH ELEC. INSTAL.	1
008	603.08025.86	SCREW DIN933 M8x25	2
009	00.09034.00	HORN	1
010	603.08015.86	SCREW DIN933 M8x15	1
011	20.11101.00	FIXATION SUPPORT 2X10X70	1
012	104.08000.00	WASHER DIN7980 D8	1
013	701.08000.66	NUT DIN934 M8X1,25	1
014	00.09035.01	BATTERY	1
015	01.00841.02	ELECTRICAL CABLE	1
016	46.10002.00	TERMINAL PROTECTOR	1

017	15.01444.00	ELECTRICAL CABLE	1
018	02.01926.02	BATTERY SUPPORT	1

## 11. ELECTRIC INSTALLATION STARTING

FIGURE	REFERENCE	DENOMINATION	AMOUNT
019	45.04113.11	STRIP SUPPORT	1
020	43.01530.02	RELAY 40 AMP. 5 CONTAC. 6.3MM	1
021	810.00000.00	#N/A	1
022	09.02127.00	SENSOR	1
023	09.02126.00	SENSOR	1
024	09.02128.00	STOP ELECTROMAGNET PERKINS	1
025	09.02129.00	SPARK PLUG	1

# 11. ELECTRIC INSTALLATION STARTING BOARD

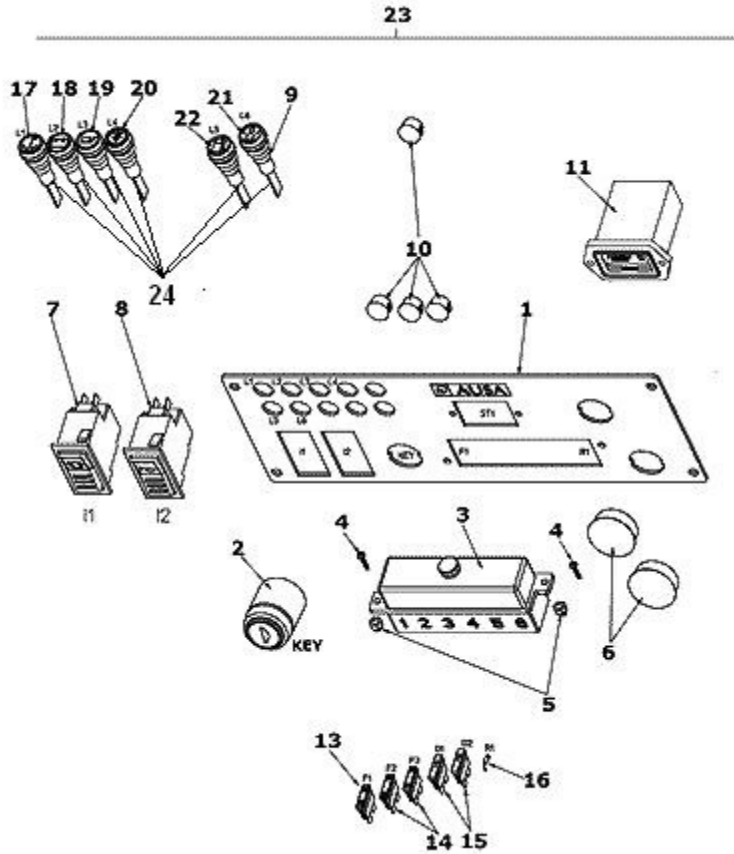


FIGURE	REFERENCE	DENOMINATION	AMOUNT
001	60.00923.05	FLANGE	1
002	43.50022.01	KEY	1
003	IM.20104.00	CAJA. PORTAFUSIBLES 6 U.	1
004	615.04016.86		2
005	711.04000.66	NUT	2
006	IM.20115.00	TAPA. D22MM	2
007	12.11052.00	ROTARY LIGHT SWITCH	1
008	12.11051.00	HORN SWITCH	1
009	IM.20120.00	PREHEAT TIMER RELAY	1
010	IM.20106.00	TAPON. ESPIAS D13	5
011	IM.20100.00	CONTADOR HORAS	1
013	43.50043.00	FUSE 20A	1
014	43.50032.00	FUSE 15A	2
015	43.50044.00	DIODO 3A	2
016	43.50045.00	RESISTENCIA 150 OHM 2W	1
017	IM.20108.00	WATER TEMPERATURE INDICATOR	1

018	IM.20110.00	GENERATOR INDICATOR	1
019	IM.20109.00	OIL PRESSURE INDICATOR	1

## 11. ELECTRIC INSTALLATION

### STARTING BOARD

FIGURE	REFERENCE	DENOMINATION	AMOUNT
020	IM.20113.00	AIR FILTER INDICATOR	1
021	IM.20114.00	PRE HEATING INDICATOR	1
022	09.09240.02	TABLIER KUBOTA/PERKINS ARRANQU	1
024	IM.20105.00	LAMP 12V	1

# 11. ELECTRIC INSTALLATION

## LIGHTING INSTALLATION

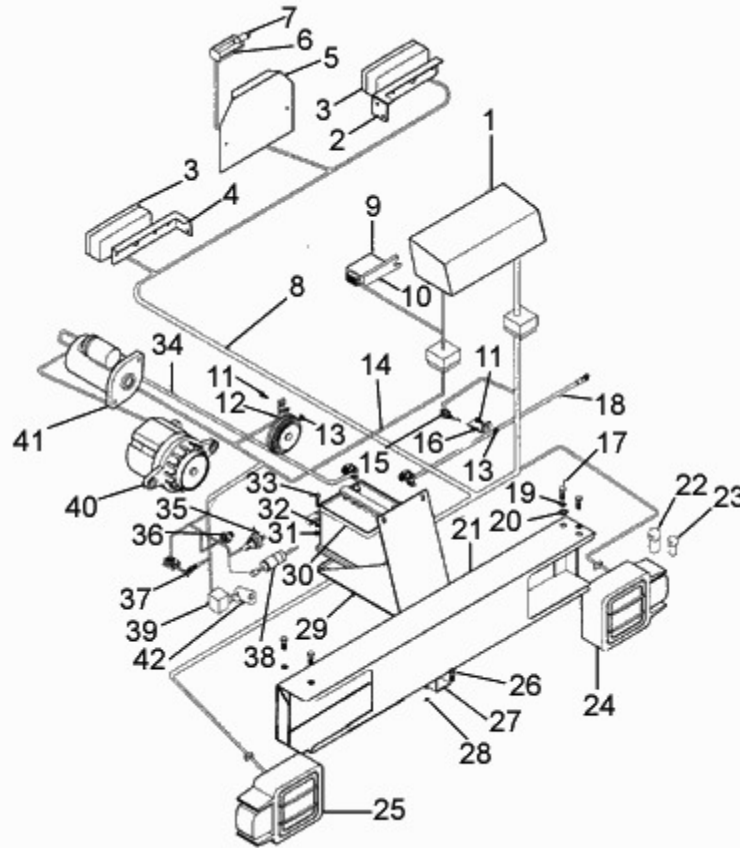


FIGURE	REFERENCE	DENOMINATION	AMOUNT
001	09.92500.01	TABLIER KUBOTA/PERKINS C/LUCES	1
002	16.01449.13	LIGHT SUPPORT	1
003	54.01327.00	PILOT	2
004	16.01449.12	LIGHT SUPPORT	1
005	46.10754.00	PIN SUPPORT 25x195x250	1
006	46.10755.00	NUMBER PLATE LIGHT	1
007	46.01324.00	LAMP 12V 5W	1
008	37.01242.12	LENGTH ELEC. INSTAL.	1
009	43.10621.00	BOX.	1
010	02.01223.00	SOP. PLAN. REC. 30x37x140	1
011	603.06015.86	SCREW DIN933 M6x15	2
012	00.09034.00	HORN	1
013	701.06000.66	NUT DIN934 M6X1	1
014	09.01501.01	LENGTH ELEC. INSTAL.	1
015	01.00809.00	SWITCH	1
016	09.00328.00	STRIP SUPPORT	1

017	603.10020.86	SCREW DIN933 M10x20	4
018	15.01444.00	ELECTRICAL CABLE	1

## 11. ELECTRIC INSTALLATION

### LIGHTING INSTALLATION

FIGURE	REFERENCE	DENOMINATION	AMOUNT
019	104.10000.00	WASHER DIN7980 D10	4
020	112.08000.66	WASHER DIN9021 D8	4
021	14.11430.00	STRIP SUPPORT	1
022	31.01329.00	LAMP 12V 21W	2
023	31.01331.00	LAMP 12V 21W/5W	2
024	00.09032.11	BEACON	1
025	00.09032.10	BEACON	1
026	603.08020.86	SCREW DIN933 M8x20	1
027	02.02926.01	STRIGHT SUPPORT	1
028	701.08000.66	NUT DIN934 M8X1,25	1
029	02.01926.02	BATTERY SUPPORT	1
030	00.09035.01	BATTERY	1
031	701.06000.66	NUT DIN934 M6X1	1
032	20.11101.00	FIXATION SUPPORT 2X10X70	1
033	603.06030.86	SCREW DIN933 M6x30	1
034	01.00841.02	ELECTRICAL CABLE	1
035	09.02126.00	SENSOR	1
036	09.02127.00	SENSOR	1
037	09.02129.00	SPARK PLUG	1
038	09.02128.00	STOP ELECTROMAGNET PERKINS	1
039	43.01530.02	RELAY 40 AMP. 5 CONTAC. 6.3MM	1
040	09.02123.00	GENERATOR	1
041	09.02124.00	STARTER ENGINE	1
042	45.04113.11	STRIP SUPPORT	1
043	603.05015.86	SCREW DIN933	1
044	709.14000.66	NUT	1
045	08.11180.03	BRACKET ANG.	1
046	08.11180.02	BRACKET ANG.	1

# 11. ELECTRIC INSTALLATION

## ACOUSTIC WARNING

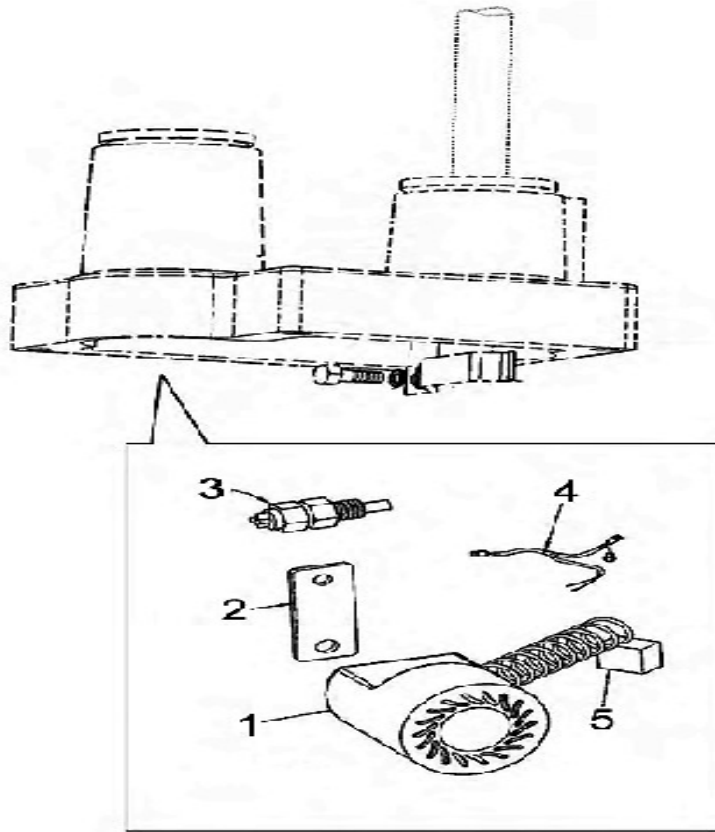


FIGURE	REFERENCE	DENOMINATION	AMOUNT
001	02.14110.01	HORN	1
002	02.14112.00	STRIP SUPPORT	1
003	45.01525.00	SWITCH	1
004	02.14113.01	LENGTH ELEC. INSTAL.	1
005	832.00001.00	PLUG	1
006	107.14000.10	WASHER AL 14x20x1.5	1



## 11. ELECTRIC INSTALLATION FLASHING BEACON

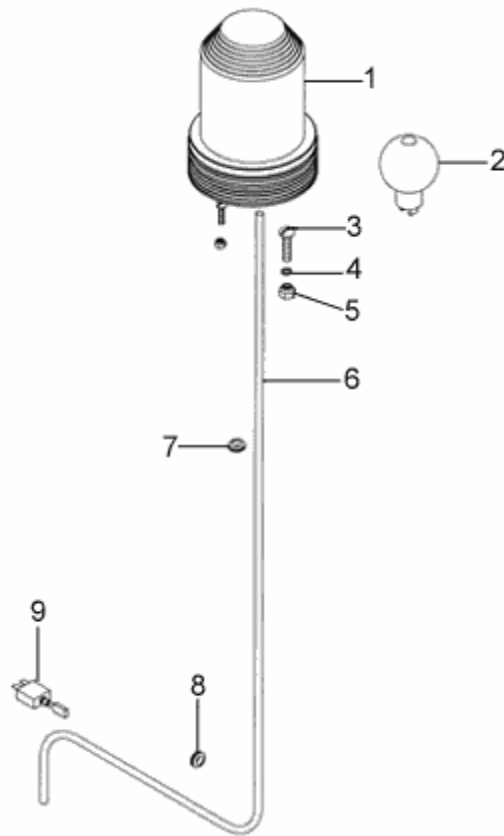


FIGURE	REFERENCE	DENOMINATION	AMOUNT
001	01.00921.00	BEACON	1
002	01.00923.00	BULB	1
003	603.06015.86	SCREW DIN933 M6x15	3
004	101.06000.66	WASHER DIN125 D6	3
005	711.06000.66	NUT DIN982 M6	3
006	01.00939.00	LENGTH ELEC. INSTAL.	1
007	21.00161.00	GROMMET	2
008	16.00760.00	BUSH	1
009	43.50024.01	SWITCH	1

## 11. ELECTRIC INSTALLATION FLASHING BEACON

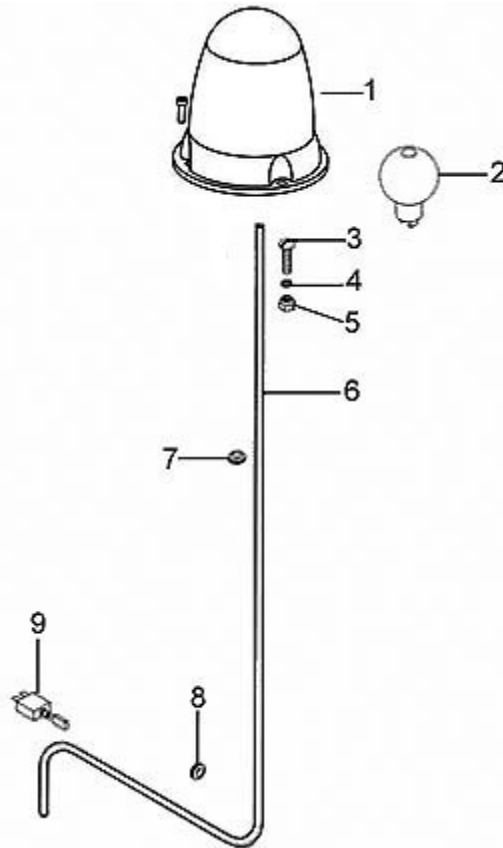


FIGURE	REFERENCE	DENOMINATION	AMOUNT
001	01.00921.02	ROTATING LIGHT BRITAX	1
002	01.00923.00	BULB	1
003	603.06015.86	SCREW DIN933 M6x15	3
004	101.06000.66	WASHER DIN125 D6	3
005	711.06000.66	NUT DIN982 M6	3
006	01.00939.00	LENGTH ELEC. INSTAL.	1
007	21.00161.00	GROMMET	2
008	16.00760.00	BUSH	1
009	43.50024.01	SWITCH	1

# 11. ELECTRIC INSTALLATION DISCONNECTOR KIT

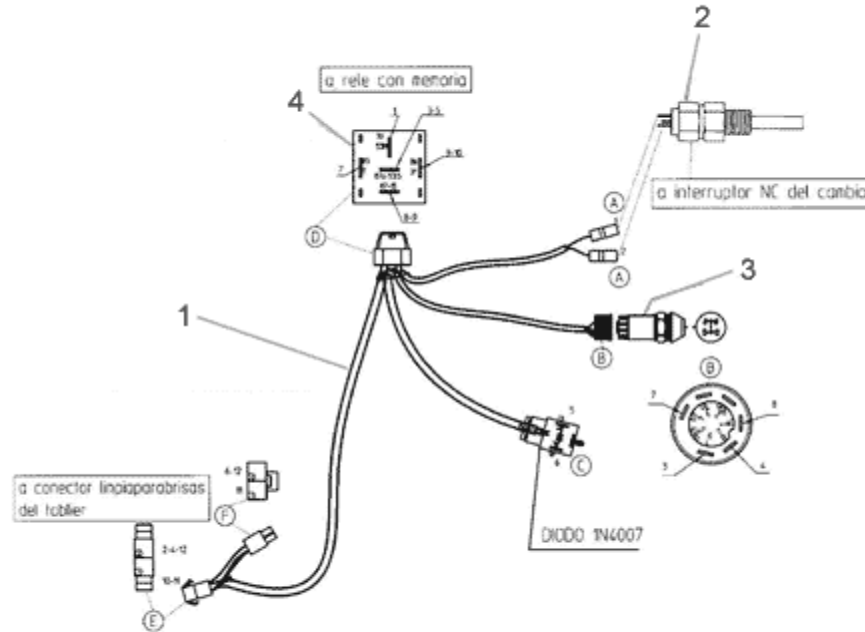


FIGURE	REFERENCE	DENOMINATION	AMOUNT
001	02.00000.00	LENGTH ELEC. INSTAL.	1
002	02.00001.00	PUSCH BUTTOM NC (4X4)	1
003	02.00002.00	PUSCH BUTTOM PNEUTRON (4X4)	1
004	10.14291.00	RELAY (CONTROL 4WD)	1

## 12. FINISHES

### LIGHTING PANEL PROTECTOR

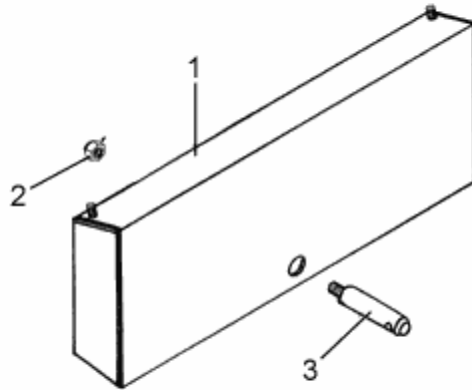


FIGURE	REFERENCE	DENOMINATION	AMOUNT
001	60.01454.00	BULB GUARD	1
002	711.06000.66	NUT DIN982 M6	1
003	60.01453.00	AXLE CIL/ROS	1

## 12. FINISHES

### STARTING PANEL PROTECTOR

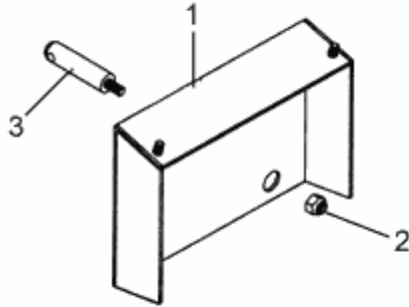


FIGURE	REFERENCE	DENOMINATION	AMOUNT
001	60.01454.01	BULB GUARD	1
002	711.06000.66	NUT DIN982 M6	1
003	60.01453.00	AXLE CIL/ROS	1

## 12. FINISHES

### STICKERS & PLATES (PART 1)

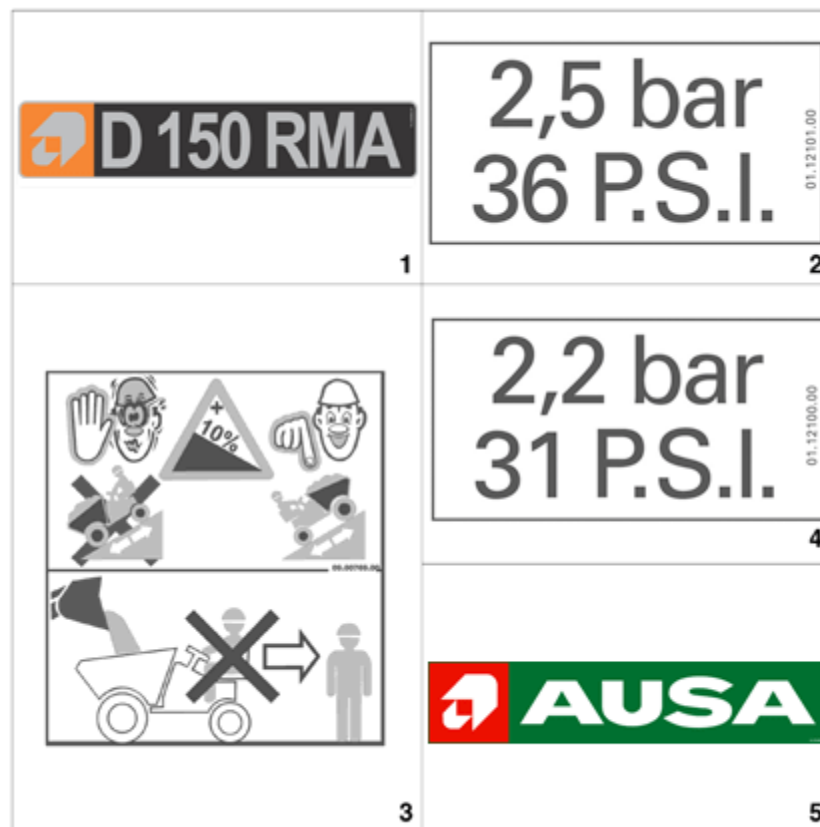


FIGURE	REFERENCE	DENOMINATION	AMOUNT
001	14.20000.01	PLATE AD. INDI	2
002	01.12101.00	2,5 BAR / 36 PSI PRESSURE ADHESIVE	2
003	09.00769.00	PLATE AD. INDI	1
004	01.12100.00	AD. IND. PRESSURE 2,2 BAR /31 PSI	2
005	13.12136.00	ADHESIVE 450x92	1

## 12. FINISHES

### STICKERS & PLATES (PART 2)

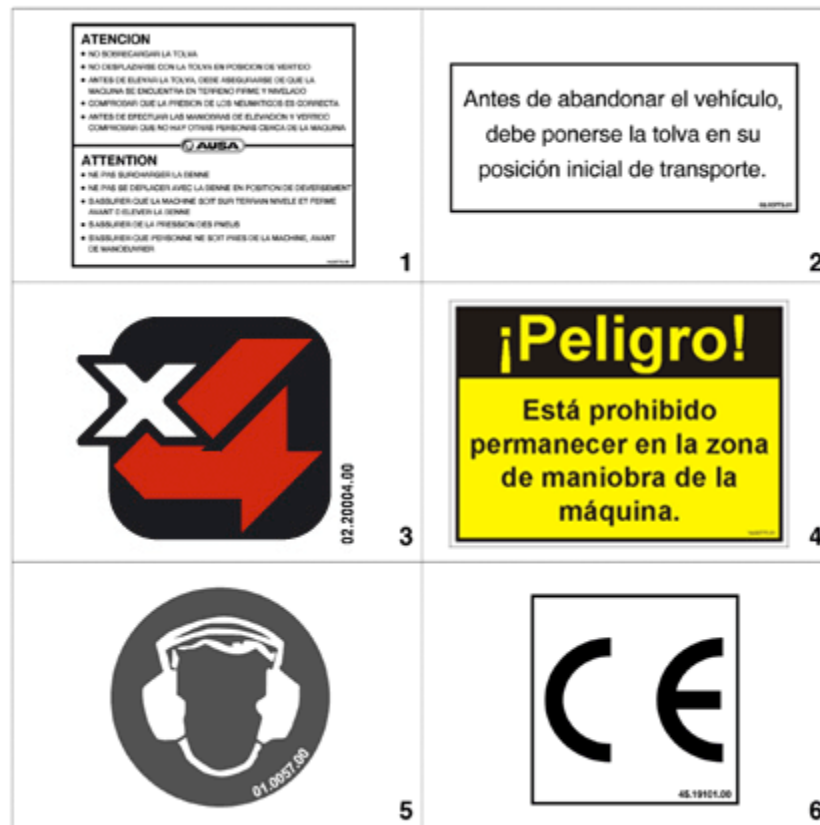


FIGURE	REFERENCE	DENOMINATION	AMOUNT
001	14.00770.01	PLATE AD. INDI	1
002	02.00773.01	PLATE AD. INDI	1
003	02.20003.00	PLATE AD. INDI	1
004	14.00775.01	PLATE AD. INDI	2
005	01.00757.00	PLATE AD. INDI	1
006	45.19101.00	PLATE AD. INDI	1

## 12. FINISHES

### STICKERS & PLATES (PART 2)

CHASSIS: 70335

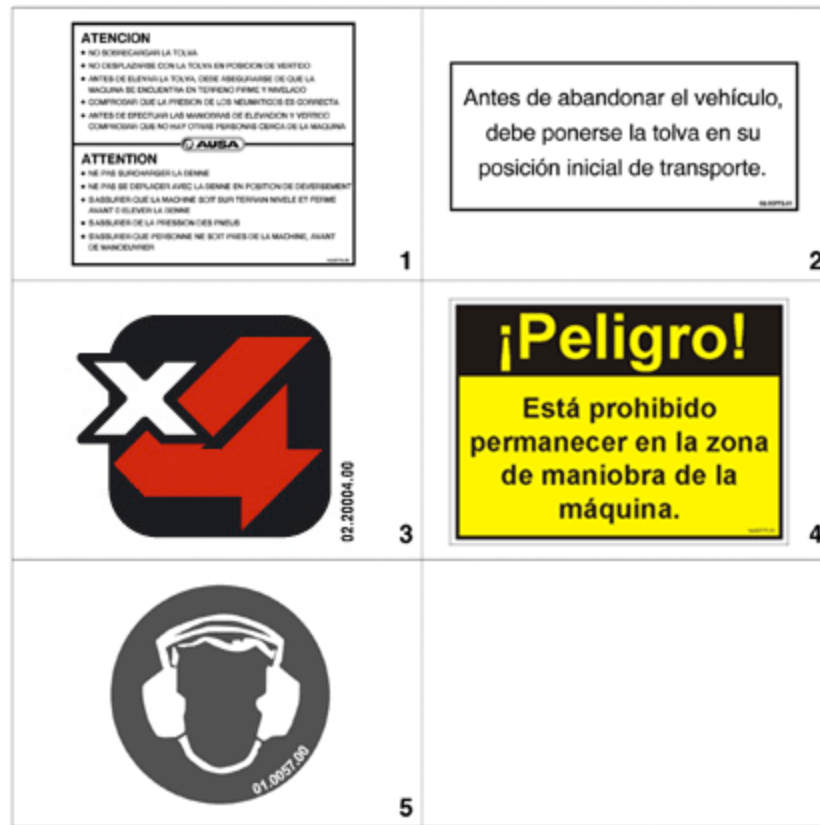


FIGURE	REFERENCE	DENOMINATION	AMOUNT
001	14.00770.01	PLATE AD. INDI	1
002	02.00773.01	PLATE AD. INDI	1
003	02.20003.00	PLATE AD. INDI	1
004	14.00775.01	PLATE AD. INDI	2
005	01.00757.00	PLATE AD. INDI	1



## 12. FINISHES

### STICKERS & PLATES (PART 3)



FIGURE	REFERENCE	DENOMINATION	AMOUNT
001	39.09901.00	PLATE AD. INDI	1
002	01.01354.00	PLATE AD. INDI	1
003	43.01352.00	PLATE AD. INDI	1
004	43.01170.02	PLATE AD. INDI	1
005	01.01353.01	PLATE AD. INDI	1
006	502.03000.60	RIVET DIN1476	4

## 12. FINISHES

### STICKERS & PLATES (PART 4)

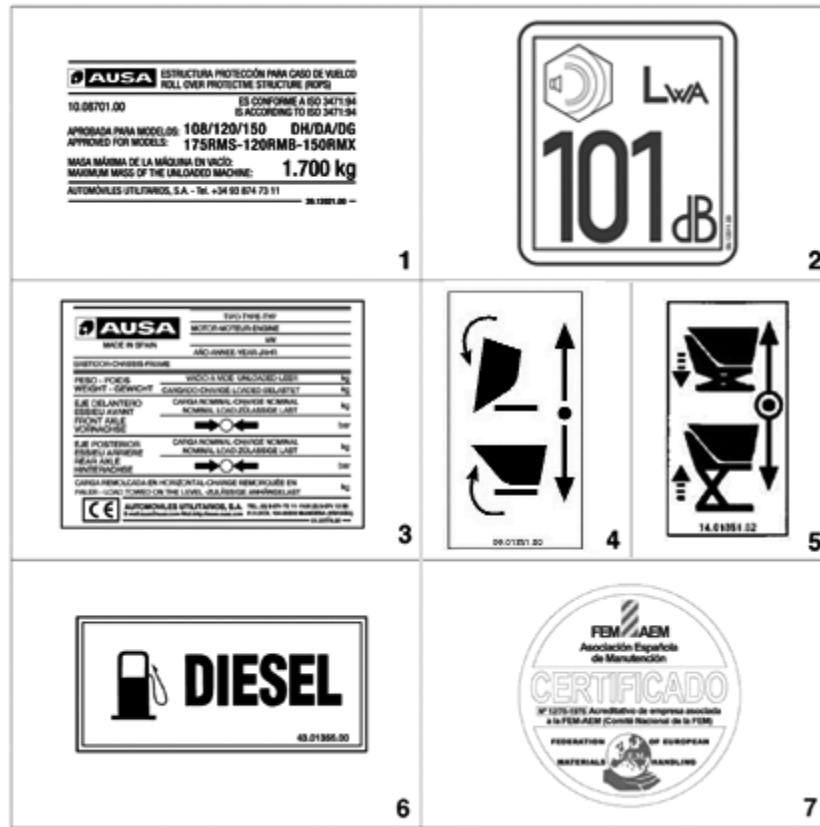


FIGURE	REFERENCE	DENOMINATION	AMOUNT
001	39.12021.00	PLATE INDI.	1
002	09.12011.00	ADHESIVE	1
003	01.00779.26	PLATE - CONTACT WITH AUSA	1
004	09.01351.00	PLATE AD. INDI	1
005	14.01351.02	PLATE AD. INDI	1
006	43.01356.00	PLATE AD. INDI	1
007	00.00013.00	ADHESIVE	1

## 12. FINISHES

### STICKERS & PLATES (PART 4)

CHASSIS: 73704

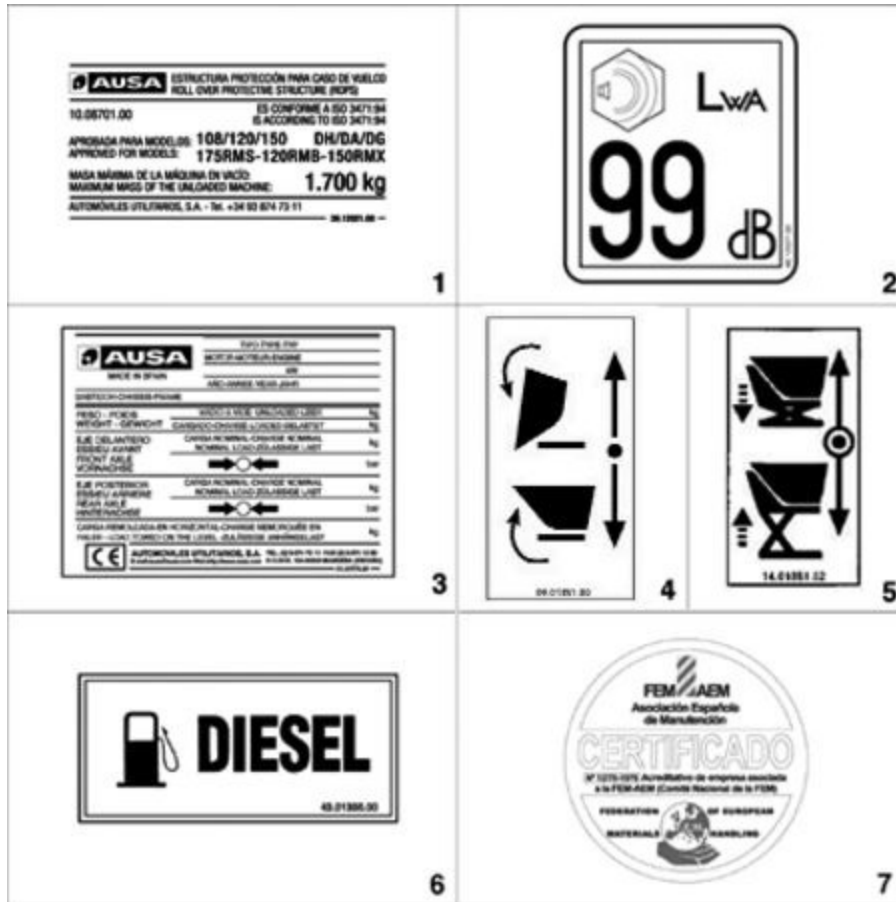


FIGURE	REFERENCE	DENOMINATION	AMOUNT
001	39.12021.00	PLATE INDI.	1
002	48.12027.00	PLACA AD. INDI. 99DB 90X100	1
003	01.00779.26	PLATE - CONTACT WITH AUSA	1
004	09.01351.00	PLATE AD. INDI	1
005	14.01351.02	PLATE AD. INDI	1
006	43.01356.00	PLATE AD. INDI	1
007	00.00013.00	ADHESIVE	1

#### COMMENTS

MOD.4454

## 12. FINISHES

### STICKERS & PLATES (PART 4)

CHASSIS: 76677



FIGURE	REFERENCE	DENOMINATION	AMOUNT
001	09.12124.00	ROPS PLATE	1
002	48.12027.00	PLACA AD. INDI. 99DB 90X100	1
003	01.00779.26	PLATE - CONTACT WITH AUSA	1
004	09.01351.00	PLATE AD. INDI	1
005	14.01351.02	PLATE AD. INDI	1
006	43.01356.00	PLATE AD. INDI	1
007	00.00013.00	ADHESIVE	1

#### COMMENTS

MOD.4792

## 12. FINISHES

### STICKERS & PLATES (PART 4)

CHASSIS: 83625



FIGURE	REFERENCE	DENOMINATION	AMOUNT
001	09.12124.00	ROPS PLATE	1
002	48.12027.00	PLACA AD. INDI. 99DB 90X100	1
003	01.00779.26	PLATE - CONTACT WITH AUSA	1
004	09.01351.00	PLATE AD. INDI	1
005	14.01351.02	PLATE AD. INDI	1
006	43.01356.01	ADH. PLATE IND. DIESEL ULSD 90	1
007	00.00013.00	ADHESIVE	1

## OPTION AND VARIANTS

### FRONT WHEELS BIG FOOT

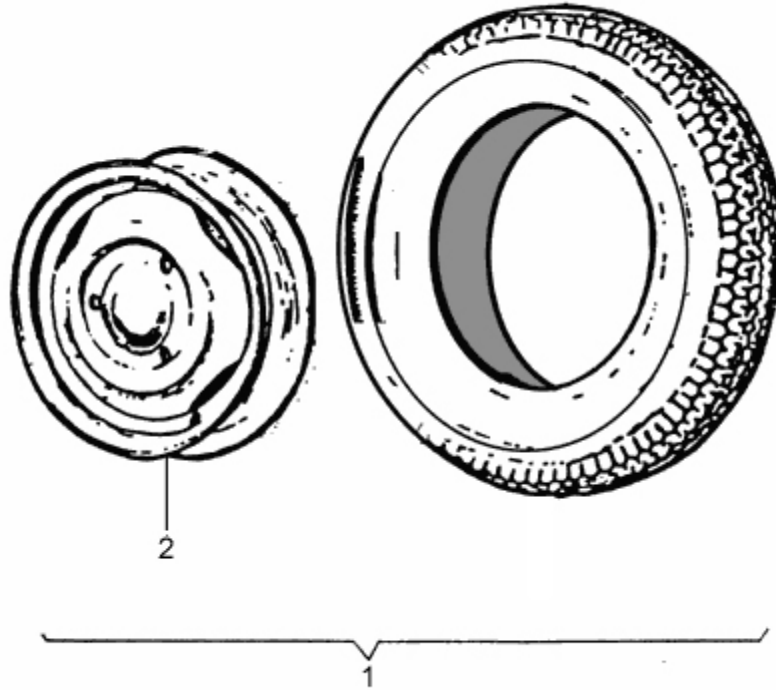


FIGURE	REFERENCE	DENOMINATION	AMOUNT
001	39.10501DE00	WHEEL RIM	1
001	39.10501IZ00	WHEEL RIM	1
002	39.00912.00	"WHEEL RIM 9.00X15.3" BH 161X205X215"	2
005	01.00036.02	TOOLS-BAG	1

## OPTION AND VARIANTS

### REAR WHEELS BIG FOOT

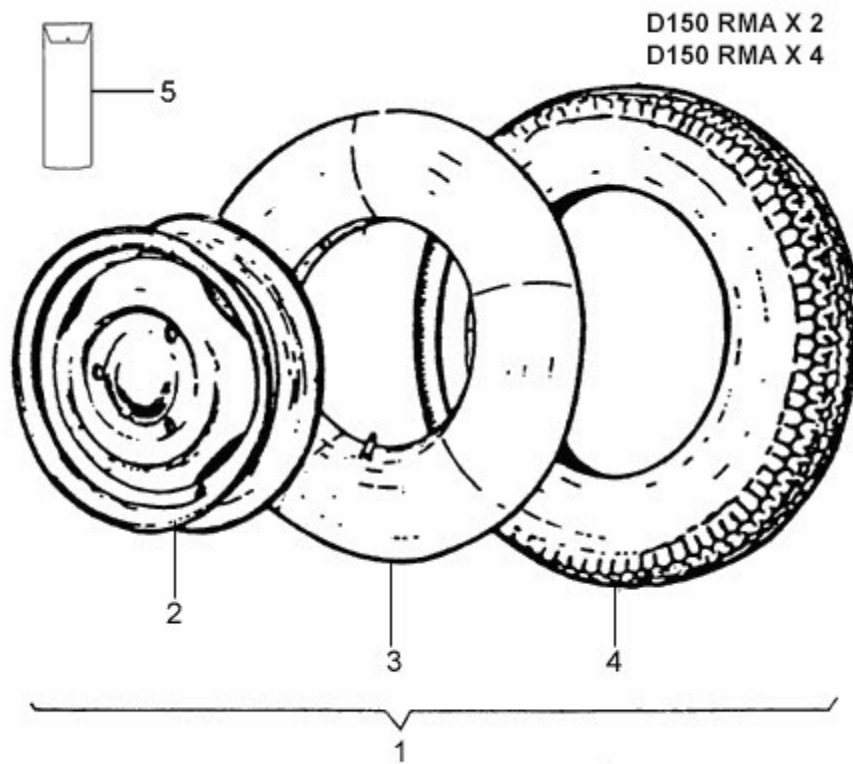


FIGURE	REFERENCE	DENOMINATION	AMOUNT
001	45.00917DE00	"WHEEL ASSY `BIG FOOT` 23X8.50-12""TL6PR"	1
001	45.00917IZ00	WHEEL COMPLETE `BIG FOOT` 23X8.50-12`TL6PR	1
002	45.00918.00	WHEEL RIM `BIG FOOT` 7.00X12""BH 94X140X18.5 E1"	2
003	45.00908.00	TUBE 23X8.50-12	2
004	45.00909.00	TYRE TT	2
005	01.00036.02	TOOLS-BAG	1
006	46.00588.00	NUT DIN982 M14x1,5	12

## OPTION AND VARIANTS

### SMOOTH BACK WHEELS (LS) D150 RMA X 2

D150 RMA X 2

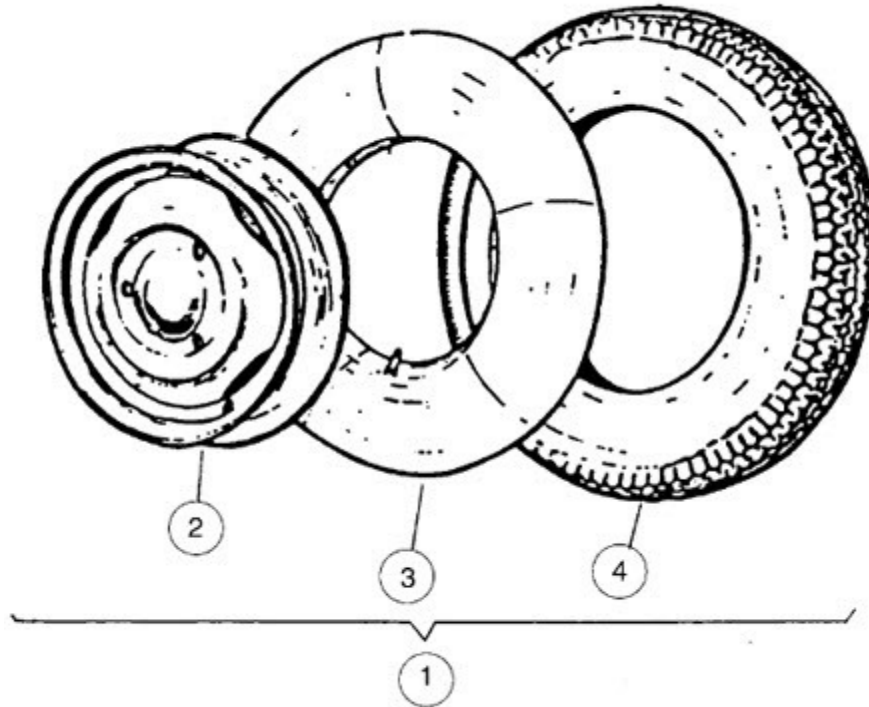


FIGURE	REFERENCE	DENOMINATION	AMOUNT
001A	46.00901.00	WHEEL RIM	2
001B	10.00502.03	WHEEL RIM	2
002A	46.00920.00	WHEEL RIM 12` 7.00	2
002B	00.05016.08	WHEEL RIN 13 4.00 (OPTIONAL TT)	2
003A	46.00922.00	TUBE	2
003B	10.00555.00	TUBE 145e-12/5.00-122 TR13	2
004A	46.00921.00	TYRE LS	2
004B	10.00585.01	CUBIERTA LS 13 155SR	2



## OPTION AND VARIANTS

### SMOOTH BACK WHEELS BROADBAND RMA D150 X 2

D150 RMA X 2

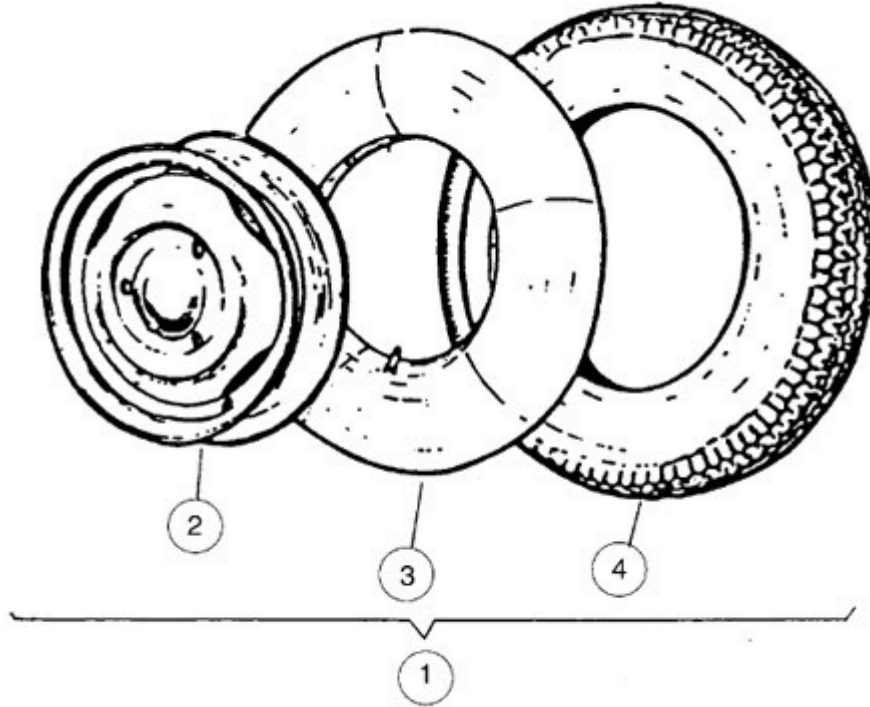


FIGURE	REFERENCE	DENOMINATION	AMOUNT
001	39.07020.00	WHEEL MOUNTED 20.5X8.00-10 10PR	2
002	39.07600.00	WHEEL RIM	2
003	70.07025.00	TR413 TUBELESS VALVE	1
004	39.07024.00		2

## 13. ACCESSORIES

### ROPS ARCH



FIGURE	REFERENCE	DENOMINATION	AMOUNT
001	01.82550RE00	DRIVER GUARD	1
002	10.11017.00	RED REFLECTOR	2
003	601.16150.96	screw DIN912 M16X150 12.9	2
004	70.08104.00	PIN WITH CHAIN	2

## 13. ACCESSORIES

### FRONT WINDSHIELD

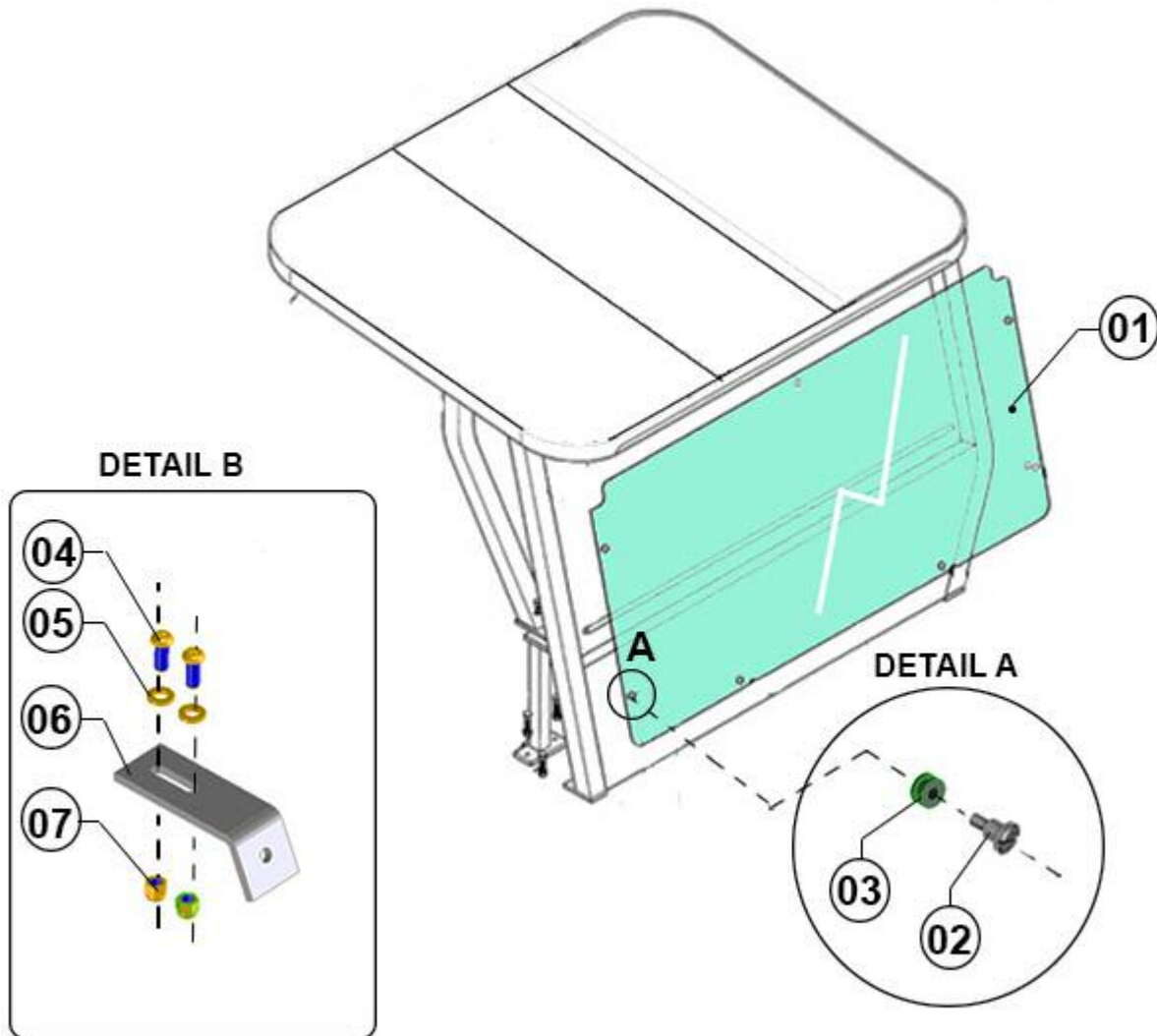


FIGURE	REFERENCE	DENOMINATION	AMOUNT
001	01.08252.00	GLASS	1
002	43.50941.00	SCREW DIN923*	7
003	16.00760.00	BUSH	7
004	630.06015.96	SCREW ISO7380 M6x15	2
005	101.06000.66	WASHER DIN125 D6	2
006	01.08251.00	BRACKET ANG.	1
007	711.06000.66	NUT DIN982 M6	2

## 13. ACCESSORIES

### FRONT WIPER

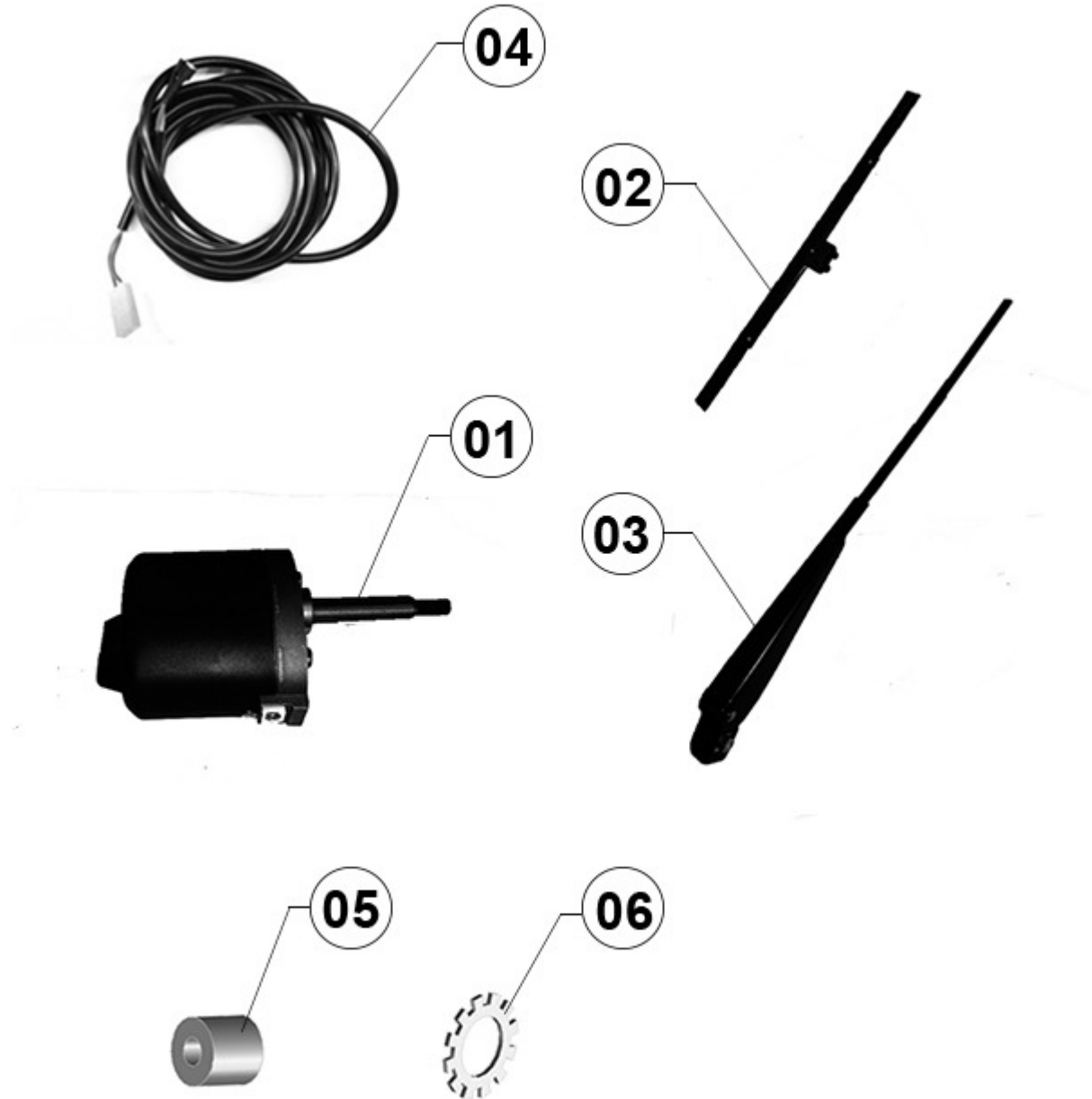


FIGURE	REFERENCE	DENOMINATION	AMOUNT
001	46.00843.00	MOTOR WINDSCREEN WIPER	1
002	46.00842.00	WINDSCREEN WIPER BLADE	1
003	46.00841.00	WINDSCREEN WIPER ARM	1
004	01.00927.01	LENGTH ELEC. INSTAL.	1



005	01.00804.01	BUSH	2
006	103.10000.00	WASHER DIN6797 A Ø10	2

## INDEX

---

### 00. MAINTENANCE

Filters kit	2
Filters kit	3

### 02. ENGINE DEUTZ - DITER

MOTOR	4
Fuel filter	5
Oil tank	6
Starter	7
Pump coupling	8
Alternator	9
EXHAUST PIPE	10

### 02. ENGINE

MOTOR	11
MOTOR - 60099	12
MOTOR - 83625	13
CLUTCH	14
Muffler KUBOTA	15
Muffler KUBOTA - 72491	16
Air filter comp.	17
Gas-oil tank	18
Engine supports	19
Starting handle	20
Clutch bell housing	22

### 03. TRANSMISSION

Clutch bell housing	24
GEARBOX (EXTERNAL) (hatz)	26
GEARBOX (EXTERNAL) (kubota)	28
GEARBOX (EXTERNAL) (deutz - diter)	30
GEARBOX (INTERNAL) (hatz)	31
GEARBOX (INTERNAL) (kubota)	33
GEARBOX (INTERNAL) (deutz - diter)	35
GEARBOX (INTERNAL) (deutz - diter) - 35604	37
Differential	39

**GAS**

Accelerator DITER/HATZ	41
Accelerator PERKINS	43

**Pedals**

Pedals	45
--------	----

**05. BRAKE ACTIVATION**

Brake controls	47
Installation freins hydraulique	49
Brake pump	51
Parking Brake	52

**08. BODYWORK**

	54
- 65657	56
Protectors	58
Protectors - 65657	60
Mudflaps	62
Mudflaps - 64002	63
Driver protector roof	64
SEAT	65

**10. HYDRAULIC INSTALLATION**

Service diagram	66
Actionament with hydraulic steering	69
Distributor and Hydraulic Pump	72
OIL TANK	73

**11. ELECTRIC INSTALLATION**

	74
Lighting Panel HATZ	76
KUBOTA	77

**03. 4WD TRANSMISSION**

Rear axle	79
Rear axle - 54188	81

Axle transmission	83
Tyre transmission	85
Steering cylinder mounting	86
Drive pinion	87
Disconnecter kit	88
Disconnecter 1	89
Gearbox 4x4 external	91
Disconnecter cover	92
Valve support	93
	94
UNIVERSAL JOINT	95
UNIVERSAL JOINT - 57177	96
Chassis bumpers	97
Wide wheels BIG FOOT	98
<b>11. ELECTRIC INSTALLATION</b>	
Safety device	99
<b>02. ENGINE</b>	
Engine and Muffler	100
Radiator and engine KUBOTA D902	102
Radiator KUBOTA	104
Radiator KUBOTA	106
Engine supports KUBOTA	107
<b>GAS</b>	
Accelerator KUBOTA	109
<b>10. HYDRAULIC INSTALLATION</b>	
Actionament with hydraulic steering	110
<b>11. ELECTRIC INSTALLATION</b>	
DITER	115
HATZ	117
INSTRUMENT PANEL (HATZ)	119
INSTRUMENT PANEL (DITER)	121
DITER/HATZ	123
starting panel (kubota)	127



Lighting Panel (kubota) - 48914	129
KUBOTA	130
Acoustic warning	134

### 09. MACHINE FUNCTIONS IMPLEMENTS

Low unload funnel	135
-------------------	-----

### 13. ACCESSORIES ENGINE D902

ENGINE	136
ENGINE - 85789	137

### 02. ENGINE

EXHAUST PIPE	138
CLUTCH	139
Air filter comp.	140
Fuel filter	141
Fuel tank	142
Expansion tank	144
engine supports	145

### 03. TRANSMISSION

Differential	146
Shift gear levers	147
FRONT AXLE (1)	149
Mechanical brake	151
Hydraulic brakes	153
CLAMP KIT	154
Rear axle	155

### 04. CHASSIS

Counterweight	157
Chassis	158

### 05. ACTUATORS

CLUTCH	159
CLUTCH - 75012	161

### 05. BRAKE ACTIVATION

Brake controls	162
Hydraulic brakes installation	164
Hydraulic brakes installation - 69623	166
Brake pump	168
Parking brake (Mechanical brake)	169
Parking brake (Hydraulic brakes)	170
<b>06. STEERING</b>	
Mechanical steering	171
Hydraulic steering	173
Steering cylinder mounting	174
<b>07. WHEELS</b>	
Front Wheels	175
REAR WHEELS (4x2)	176
REAR WHEELS (4x2) - 66170	177
REAR WHEELS (4x4)	178
REAR WHEELS (4x4) - 66170	179
<b>09. MACHINE FUNCTIONS IMPLEMENTS</b>	
HOPPER	180
Skip lifting ram	181
Scissors	183
Scissors cylinder	184
<b>11. ELECTRIC INSTALLATION</b>	
Starting	185
Starting board	187
Lighting installation	189
Acoustic warning	191
FLASHING BEACON	192
FLASHING BEACON	193
Disconnecter kit	194
<b>12. FINISHES</b>	
Lighting panel protector	195
Starting panel protector	196
STICKERS & PLATES (PART 1)	197

STICKERS & PLATES (PART 2)	198
STICKERS & PLATES (PART 2) - 70335	199
STICKERS & PLATES (PART 3)	200
STICKERS & PLATES (PART 4)	201
STICKERS & PLATES (PART 4) - 73704	202
STICKERS & PLATES (PART 4) - 76677	203
STICKERS & PLATES (PART 4) - 83625	204

**Option and variants**

Front wheels BIG FOOT	205
Rear wheels BIG FOOT	206
SMOOTH BACK WHEELS (LS) D150 RMA X 2	207
SMOOTH BACK WHEELS BROADBAND RMA D150 X 2	208

**13. ACCESSORIES**

ROPS arch	209
FRONT WINDSHIELD	210
FRONT WIPER	211